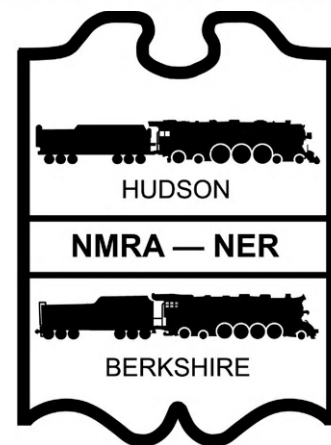


FORM 19

The Official Newsletter of the
Hudson-Berkshire Division
of the NER NMRA



Order Number 399

September 2024

September Division Meeting

Friday Sept. 13th 7:00 to 8:30
Open Forum meeting
Bethlehem Public Library
451 Delaware Ave, Delmar, NY 12054

From the Editor By MARK SKLAR

We're Back! By the time you read this Labor Day will have come and gone. Summer is nearly over and the Leadership Team has been at work planning future events. See page 3 for some of the events planned. The meeting this month is about our Division. The Team needs your thoughts and ideas for the future. Please attend this meeting.

Past HBD President Irwin Nathanson and his wife Julie have permanently moved to California to be near his sons and grandson. Gone is his great layout, which I always enjoyed seeing with its many animated features.

Good Luck Irwin and Julie!!

I really need some articles for this Form 19 newsletter, so please consider submitting something. Keep it simple. This month I submitted an article on building illuminated HO scale fluorescent light fixtures for my new diesel facility. I don't know if it has been done before but I have not seen it. I thought the finished project came out great. See page 5 for the story.

Details for the October bus trip are on page 8. We are only half full, so sign up as soon as possible so the trip doesn't get canceled! The sign up form for the bus trip is on page 9.

Jim Kirby submitted an article called "Operations Rambling". Jim shares some thoughts about issues during operating sessions. See page 7 for Jim's story.

That's all for now.

See you here next month!
-Mark



Form19

The *Form19* is published ten times per year for members of the Hudson Berkshire Division.

The opinions expressed do not necessarily reflect those of the Division. Products and publications mentioned in *Form19* in no way constitute an endorsement by the Division.

Contributing to the *Form19*

The *Form19* staff welcomes all contributions. Letters, articles, photos, and other items may be mailed or e-mailed to the editor. Please include a note if you would like materials returned. Suggestions also welcome.

**Hudson Berkshire Division
PO Box 83**

**Clifton Park, NY 12065-0083
trains@hudson-berkshire.org**

President

Benjamin Maggi
602 Albany Shaker Road
Loudonville, NY 12211
585-506-2680
BenLMaggi@hotmail.com

Vice President
Doug Dederick

32 Van Dyke Drive South
Rensselaer, NY 12144
518-283-5063
dougdederick7@gmail.com

Treasurer

Benjamin Maggi
602 Albany Shaker Road
Loudonville, NY 12211
585-506-2680
BenLMaggi@hotmail.com

Form19 Editor

Mark Sklar
121 Brandon Ter.
Albany, NY 12203
(518) 229-9421
mark4527841@gmail.com

Bert Pflegl

Associate Editor
bpflegl@gmail.com

GTE Manager

James Lauser
1814 Park Blvd
Troy, NY 12180
james@jlauser.net
(518) 528-5453

Copyright 2024, Hudson Berkshire Division

The President's Corner

By Ben Maggi

The weather this week has been a bit cooler than usual and it is already reminding me of Fall. I love it! That being said, I hope you are all having a great summer. I know I am. Even though we didn't get up to A.L.S. for the Family Picnic we have had a couple of opportunities to ride trains. The Cooperstown and Charlotte Valley Railroad had their annual "Touch a Train" day for the kids last month, and Harrison had a blast going up and inside diesel engines and cabooses and exploring what a real diesel locomotive is like.

At the same time, I have been gathering supplies to start my new train layout this month. Not only is it a different theme, but I am jumping scales from HO to O scale (yes, I still have my N scale T-Trak module and my large-scale trains too). I plan to keep my existing HO layout for a bit, so the basement is getting really crammed with stuff. Perhaps I am going through a mid-life crisis, but I have always wanted to try and build a scale model railroad with three-rail

O scale track. I have seen some excellent layouts built by others including some members here in the Division and think the larger size will allow me a greater opportunity to detail my structures.

Speaking of structures, next month on October 18 we are taking a bus to Boston to go see some outstanding layouts including George Sellios's Franklin and South Manchester layout and the North Shore Model Railroad Club's HO scale layout. I went to see George's layout about 10 years ago and it was a fantastic experience. Even without the trains running, it is easy to spend several hours just soaking up all of the details he added to his layout. Quite frankly, it sets the bar for excellent model railroading, and has served as inspiration for countless modelers. Part of the trip will also include stopping at the Steaming Tender restaurant for dinner in an actual railroad car. This will be an exciting adventure with a bunch of other model railroaders and I promise it will

(Continued on next page)



(President's Corner Continued)

be fun. You definitely don't want to miss it!

This month's membership meeting will be an "Open Forum", as there are many things we want to discuss as a club. We are making plans for where the Division is going in the next year, and we want to make sure that we do things which will interest, educate, and entertain *you*,

and we want *your* feedback. So please come out and share your thoughts with us.

Come November we have another busy meeting planned but part of it will involve elections of officers. There will be a big opening: President. So, if you have ever considered helping out with the Division in this role please reach out to me and I would love to have a

no-pressure (I promise) chat with you about it.

Enjoy the last vestiges of summer while they last. I still have a few more railfanning trips planned while the days are long and warm.

See you at the next meeting!
Ben

Upcoming Meetings/Events

September Division Meeting

Friday Sept. 13th 7:00 to 8:30

Open Forum Meeting

Bethlehem Public Library, 451 Delaware Ave, Delmar, NY 12054

Special Division Event Bus Trip

Friday, October 18 (All Day)

Visit to George Sellios's Franklin and South Manchester Layout
and North Shore Model Railroad Club

Dinner at the Steaming Tender

GTE Train Show

December 8th



The HBD Calls “ALL ABOARD”

By Doug Dederick

With summer just about over it's time for all of us to get back on track. We have a lot of exciting things planned for the next couple of months and we need YOU to climb on board!

In October we have a Very Special Event planned for our members. As a member I hope that all of you will take full advantage of this once-in-a-lifetime opportunity as we climb aboard a bus heading to Massachusetts for a tour of two iconic layouts. Please see all the details within this Form19 issue. We also have “our” annual GTE train show coming up in December, and let's not forget about our annual bus trip to the Amherst Train Show in Springfield. Wow, I am getting excited just thinking about everything!

But first we kick off things with our Fall meeting located at the Bethlehem Public Library, and again we need YOU to make this all work. This will be an “Open Forum” meeting to talk about these upcoming events in more detail along with other things. It also gives YOU a voice to bring up things you might want to talk about. I have always said that the HBD is only as good as its members and without them it's only a name. I am very excited to be a member of what I consider to be one of the best divisions in the NMRA. I am looking forward to seeing all of you again and to be “Back On Board”

For more details on events see the “Up coming Events” section.

Division Badges Are Available

If you do not have a Hudson Berkshire Division name badge or have lost your original one and would like it replaced, contact:

Bert Pflegl at bpflegl@gmail.com, phone 518-235-8496

or

Ben Maggi at BenLMaggi@hotmail.com, phone 585-506-2680

Please provide your name as you want it to appear and the place of residence that you want - just community or city and state.



Fluorescent Lights in HO Scale

By Mark Sklar

All Photos by Mark Sklar



The Walthers 2- Stall Diesel Engine House Kit was recently added to my layout. I wanted to do something different for the interior lighting. At Home Depot I noticed simulated antique light bulbs using long thin LEDs (Light Emitting Diodes) that look like illuminated filaments. I thought these LEDs would work well for simulated fluorescent lights in HO scale. Ebay had these LEDs for sale that worked at 3 volts so I purchased 20 for this project. I chose the bright white to simulate the fluorescent lighting, warm white is also available. Search Ebay for "LED filament 3v" if you would like to purchase them. The LEDs tested perfectly and were extremely bright using a 1000 ohm series resistor at 12 volts. Using a

2000 ohm series resistor brought the brightness down to a realistic level.


The next step was to develop a light fixture to hold the LED and look prototypical. The light fixture was built using 0.010 inch thick black styrene sheet and a piece of 0.250" wide by 0.060" thick white styrene. The black styrene will block the light from showing through the light fixture. The overall length of each fixture was about 9 feet in HO scale. For each light fixture the black styrene sheet was cut into 3 pieces, then bent and cemented together using Tamiya plastic cement. After the cement dried the whole fixture was painted white.

A 2000 ohm surface mount resistor was add to the positive end


of the LED. Two 36 gauge insulated magnet wires were twisted together to form a cable. One wire end was soldered to the LED negative lead and the other end to the resistor. A 0.032" hole was drilled into one end of the light fixture for the wires to come out and then the LED was cemented into the fixture using canopy cement. Six light fixtures were cemented to a 0.125" square I-beam. Three I-beam assemblies were built for the engine house. All the LEDs were connected in parallel to the 12 volt power supply.

As you can see in the pictures the lights give very even illumination and look very realistic. I was very pleased how the lights looked.

(Continued on next page)



The photo on the left shows the 4 pieces of styrene plastic that was used to build each light fixture.



The photo above shows the completed light fixture ready to install the LED.



The lower LED is as received. The positive side of the LED has a tiny hole in the connector lead. The overall length of the LED is 1.15 inches.


The upper LED shows the surface mount resistor soldered to the positive lead.



This photo shows the illuminated light fixtures mounted on one of the I-beams.



This top view photo of the the diesel house with the roof removed shows the 3 I-beams and 18 light fixtures.



The view at "night" shows the completed light fixtures mounted and illuminated on the I-beams.

The end.



Featured Layout Photograph

Kevin Surman's HO Scale Layout

Kevin's use of shower door glass makes convincing water effects. M. Sklar Photo



Operations Rambling

By Jim Kirby

I have had the pleasure of operating on many layouts here in the capital district over the past several years. I most enjoy switching layouts and yard work. My personal layout is a relatively small ten foot by ten foot switching layout with about thirty car spots, called a puzzle by some. I think of it as a challenge.

One of my many observations is that the real railways train their employees and these people do the same job every day. We don't do that on our layouts. At most Op Sessions we get a different job each time we show up. It takes time to learn a job.

A problem I have is I am a slow learner. I often encounter people quickly showing me a BETTER way to do things, with good intentions. I would rather be left alone. Part of the fun is trying to figure out moves on

my own. I will figure it out with a little guidance from the layout owner.

Another concern is the so called crew lounge. Most of us do not have one. So people gather in any open space and talk, share photos and tell stories, and occasionally lose track of their trains without consideration what these actions have on operators concentrating on completing their assigned tasks.

Maybe I am an old grump but I have spoken with other operators and these situations occur on a regular basis.

Be courteous, be respectful, and think about how your actions affect other operators.

The end.



“SPECIAL DIVISION EVENT” THE FALL BUS TRIP FRIDAY OCTOBER 18th

The HBD is proud to bring this Special Event to all its members and we have worked very hard for **YOU** to come and enjoy a day full of trains both large and small. This will include George Sellios’s Franklin & South Manchester RR, one of the most famous layouts in the northeast. If you are a model railroader this layout needs no introduction.

Also we will visit the North Shore Model Railroad Club, which fills a 95 X 40 foot space in HO and HO_{N3}. It is a fictitious layout based on a merger between the Chesapeake and Lake Erie, the Cumberland Western, and the Chesapeake and Hudson railroads. It is set in Virginia / West Virginia during the 1950s. This is a club layout worth seeing!!!

Wait, there’s more! On our way home we will be stopping at the Steaming Tender Restaurant located inside the Palmer Train Station. When this station was built in the 19th century it was the 5th largest station in the US. Many famous individuals have gone through Palmer on the Albany and Boston trains, including Teddy Roosevelt and Abraham Lincoln. The railroad was the most popular at the beginning of the 1900s—around 30 to 40 trains would stop each day at the Palmer station. **HOLD ON**, I didn’t tell you the best part. We will be dining in our own **private dining car** and taken care of by our personal conductor. Note, there is a limited menu and you are responsible for your own check.

Here are some of the details that we have (more to follow):

Date: Friday October 18th

Time: 6:00am (first pickup location) Til 10:00pm (last drop off location depending on traffic)

Pickup locations: Wilton Mall Saratoga, The Crossings Park & Ride Clifton Park, and Crossgates Mall Albany

Tickets: NOTE: There are seats available for spouses and guests.

Cost: Members \$35 [Spouse \$40 Guest \$45 not available at this time.]

Do Not Wait ! First come first served. See the ticket form in this issue





Hudson Berkshire Division Bus Trip “Special Division Event” FALL BUS TRIP FRIDAY OCTOBER 18, 2024

Name: _____ Cost \$35 - checks only no cash

NMRA # _____

Contact phone # or email: _____

Please check pickup location: Albany _____ Clifton Park _____ Wilton _____

For spouse and guests.

Guest: _____ Cost Spouse \$40 Guest \$45 - checks only no cash

Contact phone # or email of guest: _____

If the Division does cancel the trip those who signed up and paid will get a full refund, although we cannot refund individuals who sign up and then cannot make the trip.

MAIL TO:
Hudson Berkshire Division
PO Box 83
Clifton Park NY 12065-0083
Attn: Artie Krass / Bus Trip



nsmrc.org

- Membership Info
- Collections Bought & Sold
- See the Club!

www.nsmrc.org

info@nsmrc.org

781-245-4742

Please visit:

Hudson Berkshire Division Website:

<http://www.hudson-berkshire.org/>

Facebook Pages:

<https://www.facebook.com/HudsonBerkshireNMRA/>

Hudson-Berkshire NMRA Group

<https://www.facebook.com/groups/809686920433872/>


“Hudson-Berkshire Division of the NMRA” YouTube Channel

<https://www.youtube.com/channel/UCE4Em3wMYwj5Z3ynfNsla8g/featured>



FORM 19

Hudson Berkshire Division
PO Box 83
Clifton Park, NY 12065-0083



First Class Mail

Order Number 399

10