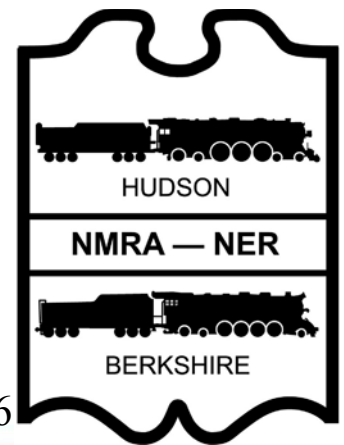


# FORM 19

**The Official Newsletter of the  
Hudson-Berkshire Division  
of the NER NMRA**

Order Number 322

September 2016



The next Hudson Berkshire Division meeting will be

## **The NER Pacemaker Convention**

Held at the Desmond Hotel and Convention Center  
660 Albany Shaker Road (next to the Northway)

**September 15, 2016 to September 18, 2016**

See inside for more details

**You can register online or in person at the Registration Table**

[www.hudson-berkshire.org](http://www.hudson-berkshire.org)



Find us  
on  
Facebook



## Form19

The **Form19** is published eight times per year for members of the Hudson Berkshire Division.

The opinions expressed do not necessarily reflect those of the Division. Products and publications mentioned in **Form19** in no way constitute an endorsement by the Division.

### Contributing to the Form19

The **Form19** staff welcomes all contributions. Letters, articles, photos, and other items may be mailed or e-mailed to the editor. Please include a note if you would like materials returned. Suggestions also welcome.

**Hudson Berkshire Division**  
**PO Box 83**  
**Clifton Park, NY 12065-0083**  
**trains@hudson-berkshire.org**

President

Artie Krass

4 Burton Drive

Ballston Lake, NY 12019

518 229-6080

ajkwings@yahoo.com

Vice President

Irwin Nathanson

609 Diamond Point Rd

Diamond Point, NY 12824

518-668-9892

irwindnathanson@fastmail.fm

Treasurer

Jack Cutler

8 Bluestone Ridge

Clifton Park, NY 12065

518 383-5684

cutlerjm@nycap.rr.com

**Form19** Editor

Bert Pflegl

19 Lea Ave

Waterford, NY 12188

(518) 235-8496

gpflegl@nycap.rr.com

GTE Manager

Rich Smith

15 Friar Tuck Way

Saratoga Springs, NY 12866

518 581-0535

rsmith1@nycap.rr.com

Copyright 2016, Bert Pflegl  
& Hudson Berkshire Division

# The Division Point

By Artie Krass

This edition of the **Form19** is published early to provide an update to all of the Hudson Berkshire Division members on the upcoming NER Division sponsored Pacemaker Convention being held at the Desmond Hotel & Conference Center. The Pacemaker will be held Thursday, September 15th through Sunday September 18th.

On Thursday the 15th there will be a number of layouts open for you to visit starting at 10 AM and running through 10 PM. Clinics are being scheduled for late in the afternoon and all evening. There also will be some 11 Operating Sessions starting at 10 AM, 1 PM and 7 PM. There will be modular layouts on display at the Desmond during the day with planned operating slots for the afternoon. Check out the Pacemaker website at [www.hbdpacemaker.org](http://www.hbdpacemaker.org) for more details.

Friday the 16th will also feature a full day of activities. Layouts will begin opening at 8 AM, 10 AM, 1 PM and 7 PM. There will be clinics scheduled throughout the morning, afternoon and evening. Operating Sessions will commence on Friday at both 1 PM and 7 PM. There will be a round trip ride on the Saratoga and North Creek Railroad leaving at 10 AM from the Saratoga Station and returning around 6 PM. There will be modular layouts on display at the Desmond during the day with planned operating slots for the afternoon. Again check out the Pacemaker website at [www.hbdpacemaker.org](http://www.hbdpacemaker.org) for more details.

Saturday the 17th will be another full day of activities. Clinics will be scheduled for the morning and afternoon. Layout visits will be available at 10 AM and 11 AM. There will be three Operating Sessions starting at 10 AM. And currently there are a number of Prototype Tours on the calendar - a trip to Railex in Rotterdam, a tour of the Amtrak maintenance facilities in Rensselaer, a visit to the Port of Albany and a trip to the SMS Industrial Park in Guilderland Center. And of course there is the Convention Banquet Saturday night at the Desmond. Details can be found at the Pacemaker website at [www.hbdpacemaker.org](http://www.hbdpacemaker.org)

On Sunday morning the 18th, the Annual NER BOD meeting will be held at the Desmond, and there also will be some 18 layouts open for your viewing pleasure, many on your drive home. The gracious hosts have volunteered to open their homes starting at 8 AM, 9 AM, 10 AM (the majority), 11 AM, Noon and 1 PM. And if you are so inclined there is an Operating Session at the Adirondack Live Steamers scheduled for 9 AM until 2 PM on that day. Visit the Pacemaker website at [www.hbdpacemaker.org](http://www.hbdpacemaker.org) for more info.

There will also be a raffle, with all proceeds to go to the Division's Toys for Tots fund, throughout the days of the Convention. We already have a large number of distinct items donated by vendors across the Northeast Region along with custom built structures and cars by HB Division members.

So what more could you ask for! Hats off to the Convention Chairs and the NER for all of their efforts so far.

NOTE HOWEVER - volunteers are still needed for many of the day to day activities being held at the Convention.

Artie





## Upcoming Events

September 15-18, 2016  
NER Pacemaker Convention

October 18, 2016  
Saturday Morning Layout Visit  
Details in the October *Form19*

December 3, 2016  
Great Train Extravaganza  
Empire State Plaza

January 28 -29, 2017  
Amherst Railway Society Railroad Hobby Show  
HBD Bus Trip January 28

## The NER Pacemaker Convention

The Desmond Hotel and Convention Center  
660 Albany Shaker Road (next to the Northway)

**September 15, 2016 to September 18, 2016**

See <http://hbdpacemaker.com> for complete details.

Yes, it is almost here. There is still time to register online and you can register at the registration table at the Desmond Hotel and Convention Center.

Many people have put in a lot of effort so that you and other modelers throughout the North East Region of the NMRA will have an excellent convention experience.

And due note that this is a Regional Convention. It is sponsored by the NER. There will be people from all over the region. So you will get to see models in the contest room that you may never be able to see otherwise.

There will be some fine clinics (most at no extra cost; see following summary), there are layout tours, some prototype tours, operating sessions, layouts on display and operating at the convention center, contest entries, interesting displays, interesting people to talk to and (for a modest price) a fine meal with a great after-dinner speaker – four days of activities for less than the cost of lunch for two at a very modest sit-down restaurant – or less than the cost of a car for your layout. This is indeed a bargain as what price can one put on the increase of enthusiasm and excitement one gains from attendance.

There will be a hospitality room and people to answer your questions – from 'where is the restroom' to 'can I update the sound file in my engine's decoder.'

The clinics will enable you to increase your skills, knowledge and enjoyment of railroading as well as be downright entertaining.

Some of the clinics have a take-away – a building, a painting,... maybe even a bit of a buzz.

Again, see <http://hbdpacemaker.com> for complete details.

See the following pages for a brief summary of the scheduled clinics listed in the same order as they are on the website.

## Welcome Aboard New Members

Sean Sutton  
Hudson Falls NY

James Lauser  
Troy NY

Ken Clute  
South Glens Falls NY

Please make every effort to meet and include our newmembers in our activities. There is nothing worse than joining a group and then being ignored. Don't let that happen!





## A Summary of Pacemaker Clinics

Miniatur Wunderland *DESCRIPTION* - Miniatur Wunderland, in Hamburg, Germany is the largest model railroad in the world and the number one tourist destination in Northern Germany. Hear about it and see pictures. *PRESENTER* - Irwin D. Nathanson

Erastus Corning and the Birth of the New York Central *DESCRIPTION* - Paul Grondahl will discuss how Erastus Corning, an iron manufacturer and politician from Albany, NY, consolidated a number of small rail lines to create the mighty New York Central RR. *PRESENTER* - Paul Grondahl, an award-winning journalist at the Albany Times Union.

Enhance Your Modeling with Digital Photography - Part 1 & Part 2 (both sessions repeated) *DESCRIPTION* - Using Your Digital Camera To Enhance your Modeling (Part 1) will take participants through a variety of modeling projects that can be enhanced through digital photography; from creating photo backdrops & signage, to structure enhancements. In Part 2, participants will be taken step by step through the use of software to stitch and edit photos for the creation of photo and layout projects. *PRESENTER* - Bill Brown - MMR #371

Book Discussion *DESCRIPTION* - Agatha Christie's classic *Murder on the Orient Express* will be reviewed and discussed. *PRESENTER* - TBD

Timber Trestles *DESCRIPTION* - Bob Hamm has built some eight timber trestles for his D&RGW and RGS narrow gauge lines to use to make their assault through the mountains. The clinic briefly addresses railroad bridges in general and then, with a bit of structural engineering, the charm of the ubiquitous timber trestle in early American railroading. *PRESENTER* - Bob Hamm - MMR #322

Constructing Your Own Web Site *DESCRIPTION* - Constructing Your Own Web Site *PRESENTER* - Garrett Ewald

Introduction to JMRI Operations *DESCRIPTION* - Artie will present an introductory discussion and demonstration on using the Java Model Railroad Interface (JMRI) Operations software for generating switch lists, train manifests and

schedules, and train movement. *PRESENTER* - Artie Krass

Make 'n Take *DESCRIPTION* - Participants will each be given a Sante Fe Bunkhouse kit and, under the guidance of MMR Kevin Surman, will construct the kit learning construction techniques, painting and weathering options and how to detail the finished structure. A list of what you should bring to the clinic will be provided to the registered participants. *PRESENTER* - Kevin Surman - MMR #528 NOTE - PRE-REGISTRATION REQUIRED FOR THIS CLINIC

## The Origins of the HO scale Sonnyvale

Branch *DESCRIPTION* - Hear how Kip Grant's proto-freelance Sonnyvale Branch came to be. Kip will explain how and why the D&H Lake George Branch inspired his model railroad and the ways that he incorporated the feel of the real thing into his 13 x 19 HO layout. With plenty of pictures. *PRESENTER* - Kip Grant

## Modeling the Delaware & Hudson

*DESCRIPTION* - A general discussion on modeling the D&H based on Dominic Bourgeois's experience with modeling a segment of the prototype as faithfully as possible, including data gathering efforts on the physical plant, rolling stock and operations. *PRESENTER* - Dominic Bourgeois

Modeling Europe's Railways *DESCRIPTION* - Modeling Europe's Railways; Why Europe? - Brief History of European Railways - Similarities and Differences to US Railroads - Where to get trains - Modeling References and Resources *PRESENTER* - Thomas Lynch

## Modeling Coal Hoppers and Coal Loads

*DESCRIPTION* - Bob will tell you about the types of coal hauled on the railroads, the types of rolling stock involved and how to model the different types of coal loads for your hopper fleet. *PRESENTER* - Bob Mohowski

## Evolution of the Selkirk, NY Train

Dispatching Office *DESCRIPTION* - In addition to viewing photos of some of the original offices before the consolidation, the presentation gives an overview of Utica and Selkirk yards, then moves into the development of the Conrail computer assisted



dispatching system in the Selkirk office, which first opened in 1987. *PRESENTER* - Bill Moll

### Dirt, Grass and Bushes *DESCRIPTION* –

Techniques in transforming a sterile landform into a vibrant, living scene. *PRESENTER* - Bob Hamm - MMR #322

### The Delaware & Hudson's Rutland Branch

*DESCRIPTION* - Mike will explore this often forgotten 24 mile branch, going back to the 1950's whenever possible. While this is predominately a prototype clinic, some photos of attempts to model this branch will be included. *PRESENTER* - Mike Evans

### Building a Fast Tracks Turnout *DESCRIPTION* -

Jack Cutler will demonstrate and build an HO scale turnout using the Fast Tracks assembly fixture/jig and assorted tools. Jack has built over 100 turnouts for his Juniata Secondary layout. Note - this is not a hands on clinic. *PRESENTER* - Jack Cutler

### The Boston & Albany Railroad *DESCRIPTION* -

A presentation on the Boston & Albany Railroad *PRESENTER* - Mike Tylick - MMR #523

### European Rolling Stock on the Diamond

*DESCRIPTION* - Irwin will demonstrate some of his German and British rolling stock with an emphasis on how advanced the Europeans can be in employing DCC technology for various applications, especially motorized functions for rolling equipment and scenery enhancements. *PRESENTER* - Irwin Nathanson

### Wine Tasting with the Saratoga Zymurgist

*DESCRIPTION* - Learn about wine: the process of making wine (commercial and homemade), how to select, cook with, and of course enjoy different types of wine from a master – all including taste testing. Learn what a zymurgist is. Course will be presented at the Desmond Center. *PRESENTER* – The Saratoga Zymurgist NOTE - PRE-REGISTRATION REQUIRED FOR THIS CLINIC

### Macro and Micro of Railroad Operations

*DESCRIPTION* - Tony Koester will share brief overviews of the "macro" and "micro" aspects of railroad operations. The "macro" segment will focus on the movement of trains using timetable and train-

order authority. The "micro" segment will discuss the realistic-format waybills used to replace the four-cycle car cards and waybills. Illustrated with examples from his Nickel Plate Road's St. Louis Division. *PRESENTER* - Tony Koester

Dry Brushing *DESCRIPTION* - Participants will be given the DPM Laube's Linen Mills kit with the walls assembled and primed and Rich Smith will then lead you through the techniques of dry brushing so you can then apply these techniques to your kit. A list of what you should bring to the clinic will be provided to the participants *PRESENTER* - Rich Smith NOTE - PRE-REGISTRATION REQUIRED FOR THIS CLINIC

Letterbashing II *DESCRIPTION* - Letterbashing II is an introduction to signpainters & signpainting with a goal of using GIMP (Raster graphics) and Inkscape (vector graphics) to make computer generated signs that fit their location & era on your layout. *PRESENTER* - Bill Gill

Paint & Sip *DESCRIPTION* - Ever want to try to paint in watercolor but didn't want to go through the expense of purchasing all those materials to try? This course is designed to get you up and running with the use of professional grade materials. During the two hours of instruction, students will enjoy some New York state wines while completing a matted 8X10 painting from the subject of their choice. It's so much fun and easy! All materials are included. Please join us and bring an old shirt or smock!! *PRESENTER* - Diane Steele NOTE - PRE-REGISTRATION REQUIRED FOR THIS CLINIC

Yard Design *DESCRIPTION* - This clinic will delve into typical prototype yard functions and investigate the desirable facility features commonly found. A sample yard will be designed, illustrating how traffic, local train travel time, investment, etc. influence its "modular" construction. Basic proportions and geometry of track layout for a model yard will be explored, with reflections upon alternative Classification operations. A "slide" tour of a good many prototype yards and terminals will illustrate both typical and specialized arrangements of trackage and facilities. *PRESENTER* - Tony Steele





A few model contest entries from previous conventions to raise your interest.

Right - a highly detailed building with signage. Note the buildings in the background left and right - they seem pretty spectacular, too.

Below - a small station that seems so inviting, along with other entries on the table



Right - a coaling tower under repair - with other entries - and inspectors in the background



Left - a very unique train station modeled after the real one.

This model is specially unique as the modeler made this by assembling it from panels that he designed and cast himself..

Be sure to bring your camera or cell phone to take pictures.





## Upstate Model Railroaders find new home: Chase Bag, SGF

By Cathy DeDe, Chronicle Managing Editor

"We finally got a home," says Forrest Bevins, vice president and publicity director of the Upstate Model Railroaders club.

After losing their space downstairs at the B.B. Fowler building on Glen Street, the club will relocate to South Glens Falls's Chase Bag Building, owned by Eric Unkauf, who also owns the Shirt Factory building in Glens Falls.

Mr. Bevins says, "We did a show at the Shirt Factory two weekends ago," a local history expo that Mr. Unkauf organized.

Mr. Unkauf said, "They were bemoaning the fact they didn't have space and it was impacting their membership. I'm trying to help them out."

The club will have about 1,200 square feet. Their model train layouts occupied 3,200 square feet in the Fowler Building.

"Ideally we would like 10,000 square feet," Mr. Bevins said, "but this is what we can get, at the price we can afford."

He said they're paying "considerably more" rent, "but no utilities. He gave us a good price, with a lease, which we didn't have the last time, and the price was right."

The six-month contract takes them into December, with expectation they will stay here or use other spaces of Mr. Unkauf's.

Mr. Unkauf said he eventually hopes to move the club into the Perkins building he owns and is renovating, behind the Shirt Factory. There's also a new distillery planned in the building, he said.

"That's a good space for the club," Mr. Unkauf said. "It is in the middle of the City's historic old rail yard."

The above good news is reprinted from the Glens Falls Chronicle, Vol. 36, No. 1,647, July 14-20, 2016.

Reprinted with permission.

### CABOOSE DAILY NEWS

More than a Hobby Store - A Model Railroad Institution  
- Denver Colorado 1938 - 2016 -

Vol. 001, 2016 one page      Thank you to all of our loyal customers, friends, staff and family.      Full Steam Operation

## DUANE MILLER DECIDES TO RETIRE -CABOOSE HOBBIES TO CLOSE-

My father, Glenn Brazelton, bought Hobby House in 1951. He converted it from a mostly model plane store to all trains in 1963 and renamed it Caboose Hobbies. I started working in the store during high school and in 1969 started working full-time after serving in the Air Force.

Joanna and I moved the store to its present location on Broadway in 1981. In 2014 the Guinness Book of World Records certified us as "The World's Largest Model Train Store." We are proud of our many employees and our wonderful customers. Sadly, the time has come for Joanna and me to retire. Therefore, with regrets, Caboose Hobbies will close its doors effective 09/25/2016. We would like to thank all our loyal customers for their years of support.

Duane and Joanna Miller

**All pre-order reservations will stand, be transferred and fulfilled by another hobby company. We are finalizing the arrangements at this time. More details to follow.**

**Caboose Hobbies Gift Cards - - please use any remaining balance as soon as possible.**

**Consignments - - Please call to arrange shipment or before coming in to pick them up.**

The August 5, 2016 Facebook post by Caboose Hobbies, located on South Broadway in Denver, stated that the store had lost the lease at its current location and must move by October 10 but that one of the owners, Duane Miller, said he was contemplating moving the remaining inventory to another location.

The above 'Caboose Daily News' post on August 17th makes it quite clear that Mr. Miller had come to a different conclusion and that the store will close as of September 25, 2016.







## TIES

Yes, they do go under rails and can be of wood or concrete.

But here we are talking about “things” that are tied to other “things” in this issue (or current news).



The Olympic Games are taking place in Rio de Janeiro. Here are two pictures of a tram operating in Rio. Not modern, but picturesque and functional.

## Honey, Google shrunk Street View!

Irwin Nathanson is giving a clinic presentation on Miniatur Wonderland in Hamburg, Germany at the Pacemaker Convention. “Someone” else has found this layout interesting.

Hamburg's famed Miniatur Wunderland, the world's largest model railway, has come to Google Maps. To capture the nooks and crannies of the model, mounted its spherical cameras onto tiny vehicles.

Because they could then capture this imagery at 'street level' within the Wunderland itself, you can observe many tiny details in Street View that are not visible even to visitors to the museum - deep sea divers at a county fair, farmers riding a broomstick, a newly-married couple on the steps of the courthouse and the dancing crowds at an outdoor concert.

To see more of Miniatur Wunderland, including a miniature Street View car built to commemorate this joint project, explore our Street View gallery. As you navigate through this truly wonderful Wunderland, we think you'll agree: when it comes to great views, size doesn't matter!

After about 600 hours spent working with the staff at Miniatur Wunderland, the end result is over 10,000 panoramic images which users can pan and tilt within on a dedicated microsite.

<https://www.google.com/maps/about/behind-the-scenes/streetview/treks/miniatur-wunderland/>

<https://www.youtube.com/watch?v=mnqh8xhDh7Q>







## TIES, continued

Among the clinics at the Pacemaker Convention are two by Bill Brown, MMR, discussing and instructing the use of photography and printing to enhance a layout and increasing the modelers' enjoyment of the hobby.

In the following, you can read how one modeler combined an old photograph with creativity to meet the needs of his layout – and in a way that many of us could use.

From: Model Railroad Hobbyist, August 2016, Issue Number 78, Getting Real column by Nick Muff

In his article about his KCS mainline through the Ozark Mountains, Mr. Muff described how he needed something to stand out on a hill top along a section of backdrop. Something to catch the eye, not too deep, and fitting the area. Well the area had a famous hotel that had been built in 1909.

He obtained a vintage color postcard of the hotel on eBay, scanned it and printed it on card stock, adjusting the size. Then he glued the card stock to a sheet of 0.020" black styrene plastic. He then trimmed print and plastic to the outline of the hotel and cut out windows here and there. He tried to distribute them randomly and ensure that some of the windows were at the extremities of the image to help fill out its shape on the skyline at night. Then he glued a strip around the back side of the piece to create a recess and glue a couple of low voltage bulbs to the back. He then covered the back of the enclosed space with another pieces of black styrene. This piece can have some tabs with which to anchor it to the hill top.

So the hotel sits against the backdrop on the hill top and is lit. To visually anchor the building, he used small bits of ground foam at the base of the building to simulate bushes, which helped conceal the joint between the hotel and the base. Then he used two different sizes of green pipe cleaners trimmed to a point and cut in short lengths to simulate small conical evergreen trees proportioned to the hotel size.

Check out the Model Railroad Hobbyist online (that's the only way) for pictures. And he also went on to show how to make colorful sumac plants for his layout – again using printing in the process.

<http://model-railroad-hobbyist.com/>



The staff of the *Form19* has been doing a bit of traveling this Summer, doing about one day trip per week with the grandson before he heads back to college and then off to his own life. On a Saturday morning we took a trip to the Clark Art Institute in Williamstown, MA and then on to North Adams to find the Berkshire Scenic Railway's RDC car and take a ride.

The ride is from North Adams to Adams and back. Boarding is done at North Adams only. The train station in North Adams is being restored so boarding is done at a siding at the end of Crowley Avenue, just south of the main street through the city. There is a passenger car there coupled to an SW 8 which serves as the terminal and an office for the Berkshire Scenic Railway Museum headquartered in Lenox, MA.

The trip takes an hour in which time a rider is told about the Budd RDC, its two 275 hp engines each mechanically driving an axle through an Allison automatic transmission. Engines and transmissions are synchronized and have been working since 1958 on this car. You also hear about the area, some of the former industries on the rail line and the current activity. There is a pause at the Adam, Ma station, which is a lovely brick structure in seemingly good repair but which is closed.



It was a delightful time, even the grandson liked it. It is worth going back for another ride and photos of the Adams station. Enjoy

- Hands-On Clinics
- Layout Visits
- Operating Sessions
- Prototype Tours
- Fan Trips
- Banquet
- On-Site Modular Layouts
- Raffle in support of Toys for Tots
- Spouse Activities
- AP Contest
- Models Showcase
- More...

# SAVE THE DATES!

The Pacemaker  
2016 North East Regional Convention  
Desmond Hotel and Convention Center  
Albany, New York


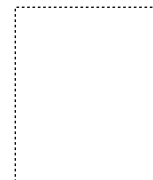
**September 15 – 18 2016**

A Taste of the Division  
A Toast to the Region

*Sponsored by the Hudson-Berkshire Division*

# FORM 19

Hudson Berkshire Division  
PO Box 83  
Clifton Park, NY 12065-0083



First Class Mail

Oh, yes, it's also the last chance to fill the back page with that fantastic graphic created by Irwin Nathanson's son-in-law, Marshall.





The staff of the *Form19* has been doing a bit of traveling this Summer, doing about one day trip per week with the grandson before he heads back to college and then off to his own life.

Here are two shots from the observation deck on the 42nd floor of the Corning Tower at the Empire State Plaza – the tallest of the five towers. The observation floor is open Monday -Friday from 10 to 4 and is free. It is closed Saturday & Sunday.

To the left one can see a pretty empty Kenwood Yard. At the center left of the picture, just below the oil tanks, are the facilities for handling the tank trains bringing crude oil, which will be transloaded to ships for travel to refineries. The Port of Albany Railroad will host a tour during the convention.

Below, one can see the Livingston Avenue Bridge used by Amtrak & CSX to cross the Hudson River just above center of the picture. And to the right, near the far shore, are the Amtrak service facilities (white buildings) which will host a tour during the Pacemaker Convention.

Also good is a tour of the NYS Capital Building. There are 45 minute guided tours each day. The building has recently undergone significant restoration. Between 2003 and 2006 new methods were used to remove smoke damage from the 1913 fire. The tours are free and very well done.







At left is the tiny 360 degree camera developed for Google to use in its recording of things on the Miniatur Wunderland.

This camera allows one to see things from the perspective of approximately engineer's eye level.

From that perspective, developers of the layout are seeing things that they have never seen before.

Google staff also created a version to travel some of streets of this amazing tourist attraction.



That is an Amtrak train southbound along the Hudson River and about opposite The Point at Catskill, NY. At the very peak of the hillside, above the front of the engine, is the Olana estate of Frederick Church, one of the most famous painters of the Hudson River School of painting. Near the western end of the Rip Van Winkle Bridge, just to the left out of the picture, is the home of Thomas Cole, creator of the Hudson River School and Church's mentor.

Both are historic sites and open to the public.



The Form19 often gets questions from model railroaders.

A recent question was, “When did steel gondolas come in and does anyone make a model of a wooden gondola?”

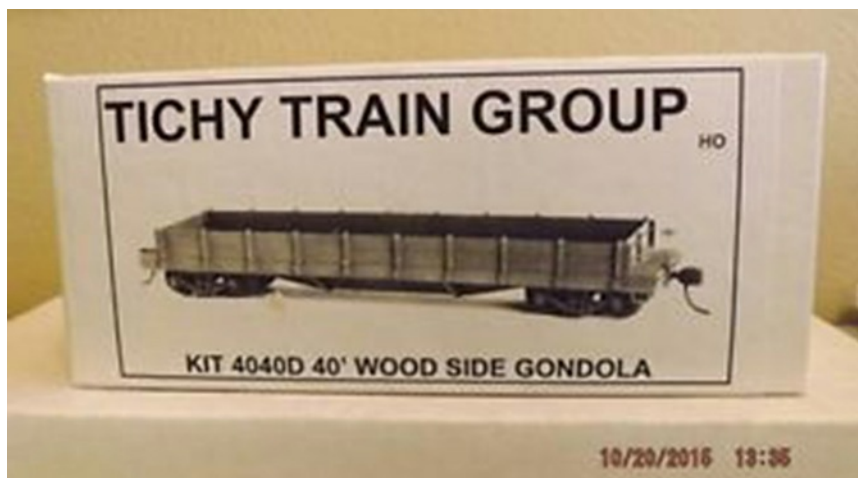
Steel gondolas came into use in the late 1920s and a standard was set in 1932.



Original freight cars were simply flat cars, and started with just two axles anchored to the frame. The 2-axle pivoting truck developed by Jervis lead to similar under cars. Adding sides to the flatcar created the gondola.



Top pictures have date of 02/10/1909.  
Note the truck frames & rail size.



Tichey makes a 40' wooden gondola kit – a flat car with sides – selling for about \$12.