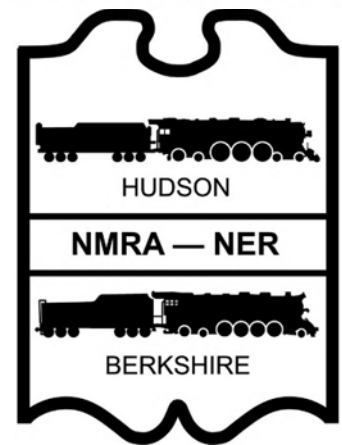


FORM 19

**The Official Newsletter of the
Hudson-Berkshire Division
of the NER NMRA**



Order Number 360

November 2020

Next Meeting is November 20th at 7pm.



From the Editor By MARK SKLAR

On Friday November 20th at 7pm our division will be holding its first virtual meeting. Instructions for connecting to the meeting on your personal computer or smart phone are on page 5. We hope you can join us!

Artie Krass presents the Toys for Tots fundraiser for our division on page 6.

This month Bob Mohowski presents a story of his latest layout which has some unique ideas starting on page 7. Also, Ken Nelson tells us about the tower he and Joe Kavanagh are building for the Adirondack Live Steamers on page 9.

On the cover we have a beautiful picture by James Lauser taken at the October HBD division meeting. The report of that meeting starts on page 3 by VP Doug Dederick.

Note that there will be no December meeting.

That is all for this month. Stay safe.

www.hudson-berkshire.org



Find us
on
Facebook



Form19

The *Form19* is published eight times per year for members of the Hudson Berkshire Division.

The opinions expressed do not necessarily reflect those of the Division. Products and publications mentioned in *Form19* in no way constitute an endorsement by the Division.

Contributing to the Form19

The *Form19* staff welcomes all contributions. Letters, articles, photos, and other items may be mailed or e-mailed to the editor. Please include a note if you would like materials returned. Suggestions also welcome.

**Hudson Berkshire Division
PO Box 83**

**Clifton Park, NY 12065-0083
trains@hudson-berkshire.org**

President

Irwin D. Nathanson

609 Diamond Point Rd
Diamond Point, NY 12824
518-668-9892

trains@hudson-berkshire.org

Vice President

Doug Dederick

32 Van Dyke Drive South
Rensselaer, NY 12144
518-283-5063

dougdederrick7@gmail.com

Treasurer

Benjamin Maggi

602 Albany Shaker Road
Loudonville, NY 12211
585-506-2680

BenLMaggi@hotmail.com

Form19 Editor

Mark Sklar

121 Brandon Ter.
Albany, NY 12203
(518) 229-9421

mark4527841@gmail.com

Bert Pfleigl

Associate Editor

bpfleigl@gmail.com

GTE Manager

James Lauser

1814 Park Blvd
Troy, NY 12180

james@jlauser.net

(518) 528-5453

Copyright 2019, Hudson Berkshire Division

The Ready Line

By Irwin D. Nathanson

Our second in-person, M2M (Mask to Mask) meeting since February was a big/safe success for all those who attended. Mother Nature really favored us with near-perfect weather conditions. And CSX, BNSF and Amtrak could not have been more cooperative! Thanks for organizing this, Doug!

Now, with the weather getting colder (and snow predicted for tomorrow as I write this), we won't be able to hold in-person gatherings until the Spring, or until an FDA-approved vaccine is widely available, whichever comes first.

So, for November, we are going to give a Virtual Division Meeting a try. Since this is a pilot event, we will keep it short with just one clinic and a short business meeting. If, as we hope, technical issues are minimal (for the presenters and for those attending), we will attempt more ambitious events starting in January. (We will be taking December off.) See details within this issue.

Speaking of virtual events, please put the evenings of 1 – 4 December on your calendars! The NER will be hosting a four-day Virtual NER Convention with clinics, layout tours, contests and more. See <http://www.millcity2020.org/index.html>. There will even be a convention car!

Don't forget to keep us posted regarding what you have been working on while being locked down

during these challenging times. Brief write ups and a few photos are all we need. Please send your write ups to:

msklar@nycap.rr.com

ajkwings@yahoo.com

james@jlauser.net

This can be in a single e-mail addressed to all three guys (Mark, Artie, James). Your work will be shared with other HBD members via the *Form 19*, our web site and our FaceBook page.

And our *Form 19* Editor, Mark Sklar, is always in need of articles to work with. All submissions would be most welcome. And you do not need to be a professional writer; Mark can help you polish your draft into a finished article. Your articles might also appear in the quarterly NER magazine, *The Coupler*!

Mentioning projects being worked on, my wife and I will be spending all of November in Southern California. Upon arrival we will self-quarantine at the Navy Base in Port Hueneme for about five days, get tested for COVID-19, and then finally go meet our first grandchild who was born back in June! We have packed a box with all sorts of stuff that we'll soon be mailing to ourselves in California, stuff that would otherwise overload our suitcases. Already in the box are two kits for me to work on while there, along with a limited amount of modeling supplies and tools.

(Continued on next page)



(Ready Line Continued)

Mentioning kids, please note our appeal within this issue for donations to our annual Toys for Tots campaign! As in the past, Paul at J.P.'s is giving us a good deal on the train sets we buy and then give away to kids in need. Thank, Paul! And thanks to our members Ben Maggi and Artie Krass for coordinating these efforts on behalf of the HBD!

Well, that is all for now. We hope to "see" you during our first virtual event later this month!

And until December, may I wish you all a safe, warm and traditional Thanksgiving.

Irwin

Hudson Berkshire Division Meeting Report

Trains Along the Mohawk

By Doug Dederick

Pictures by James Lauser and Doug Dederick

As I woke up on the morning of October 17th it was a cool, damp morning, having rained the day before and into the night. The sky however was now clear, and the sun started to peek out in the east. It looked like it was shaping up to be a bright, sunny Fall day. I was delighted, as this was our Hudson Berkshire train watching day.

The location for our HBD meeting was along the Mohawk river at Lock 10 near Amsterdam NY. This turned out to be a great location for watching trains with a bright blue sky, some colorful fall trees, and an open view. What better way to spend a beautiful Fall morning and early afternoon?

I arrived just before 10 AM to find I was not the first one there, Chuck Haley and Ed Skowronek had gotten there just before me, just in time to catch their first train of the day. I missed it by minutes, as they say "a day late and a dollar short." Oh well, the day was still young. We parked our cars right along a gravel road next to the river and soon after more of our members started showing up, including Ed O'Rourke from Syracuse NY. Ed is the Western Area Director for the Northeastern Region of the NMRA and it was great to have him join us. It was not long before we had a line of parked cars and chairs spread out on the lawn socializing, at a safe distance of course, waiting for our first, well for most of us, train

to pass by. Just like clockwork, at 10:05 here comes an eastbound oil train with two CN units to start us off.

As time ticked by our president Irwin Nathanson thought it might be a good time for a quick meeting. This sounded good. Besides you know how things work, as soon as you start doing something -- that's when a train will show up. As it turned out we just finished our meeting and -- bam -- here comes our 2nd train of the day: BNSF # 8511 in the lead followed by CSX #5 pulling another oil train at 12:15 PM. Right after that, 12:18 PM, an eastbound Amtrak # 702 passenger train. Followed by a westbound gravel train CSXT # 484 at 12:39. At 12:48 we had a CSX Hi-Rail truck also heading west, maybe it was trying to catch CSXT # 484...good luck with that! This was turning out to be a rather good train watching day!

Next came another westbound train with CSXT # 3147 and CXST 172 in front and CSXT # 3083 mid-train DPU at 1:25 PM. This appeared to be two trains, the first half was all containers and the second half UPS and FEDEX TOFC. Wow, we barely had time to talk, but we did manage to get a few laughs in here and there!

This looked to be like the last train of the day for us and most of our members were calling it a day. A few of us hung around just to finish talking and to say our goodbyes. Wait... what's that... yes! Another train, CSXT # 3205 and # 709 auto train at 1:41 pm. Not too bad if I say so myself!

(Continued on next page)



Hudson Berkshire Division Meeting Report (Continued)

All in all, we had a great day getting together with friends and sharing our stories and a small part of our lives with fellow train enthusiasts and modelers. This was as much about getting together as a group and socializing as it was about watching trains. Today we got to enjoy both!

Until next time stay safe everyone.





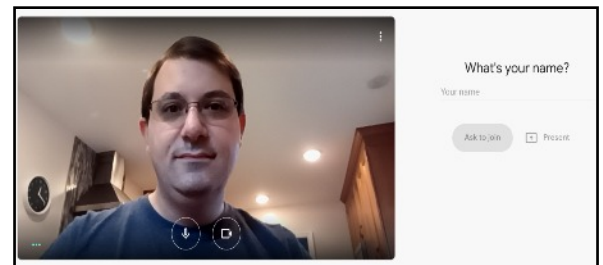
November Virtual Meeting Introduction

By James Lauser

Hi everyone! Since it still isn't wise for us to meet indoors, and it's getting too cold for us to meet outside, your Hudson-Berkshire Leadership Team has been looking for what other options might be available. For November, we're going to try holding a live virtual meeting. I will be hosting the meeting on Google Meet, which is a service similar to Zoom or Webex, and Irwin will be presenting his clinic. You'll be able to join the meeting from any computer, tablet, or smartphone with an Internet connection, and there is no fee or signup required. There's also no software to install; the meeting will run right in your web browser.

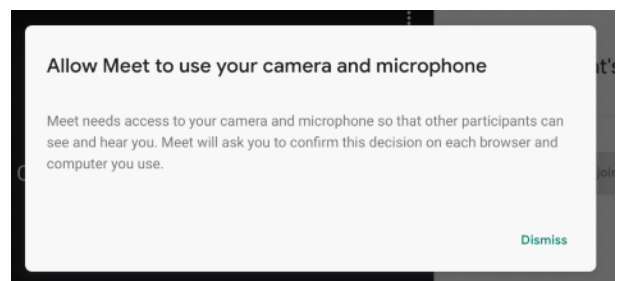


A few hours before the meeting starts, a link for the meeting will be sent out via Constant Contact, and the link will also be posted on the main page of hudson-berkshire.org. Simply follow the link and you'll be brought to the meeting. If you're already signed in to a Google or Gmail account, you'll be brought into the meeting immediately. If not, you'll be prompted to enter your name. You may also get a notification asking for permission to use your camera or microphone.

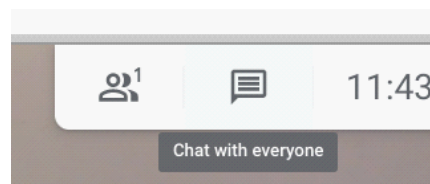


Simply follow the prompts and you'll be brought into the meeting. You might need to wait a minute to be accepted, but once you are, you're all set. I'll start allowing people into the room around 15 minutes before the meeting starts.

During the meeting, I'm going to have everyone but the presenter muted by default to cut down on background noise so that everyone can hear clearly. If you have a question during the meeting that you'd like to ask, please type it into the chat, and I'll read them all at the end of the meeting. To access the chat, click the bubble icon in the top right corner of the screen, and then type your message in the box that appears.



And that's all there is to it. If this meeting format works out well, we'll likely be continuing to use it throughout the winter.



There is No December Meeting.



To All Hudson Berkshire Division Members: We Need Your Help

By: Artie Krass

We all know it has been a very trying year for all concerned - family, friends and those in our community. It has been the goal and tradition of the Division each year to purchase train sets and donate them to the Marine Corps "Toys For Tots" program for which they are very appreciative. And we ask that they, the Marines and the volunteers, distribute these train sets during their "northern" convoy from Albany north so that the children that happen to reside in our Division's footprint receive these train sets.

We all know we had to cancel this year's Great Train Extravaganza - the Division's main source of funds. And each year we designate a portion of that revenue to the Division's dedicated Toys For Tots fund. In addition, in the past, we have held raffles during the course of the year at monthly Division meetings with the proceeds going into the that fund - but we all know that didn't happen this year except for the kind donations members made at the September meeting at Thatcher Park and for that we are very grateful!

Bottom line - the balance in our Toys For Tots Fund this year is just shy of \$400. Last year we bought 18 train sets which cost us around \$1300 (about \$68 per train set) - thanks to Paul Werschler at JP Trains who gets the sets for us at a discount and generously, over the years, has covered the cost of the shipping - for which we are extremely grateful.

We would like to this year at least purchase 10 train sets - ***and are asking for your help***. We feel somewhat hesitant in asking for your help as we all appreciate what you have all done for the Division over the course of your membership: helping with the GTE, hosting Division meetings, doing presentations at Division meetings, volunteering at the Pacemaker Convention back in 2016, submitting material for the Form 19, volunteering your time for other Division activities, serving in a Division leadership position, and the list goes on and on....

So, since the upcoming annual Train Shows, GTE and Springfield have been canceled - how about donating a portion of the money you would have spent there to the Division's Toys For Tots fund! I understand that some of you may be upset (probably too harsh a word) about the Division asking for a donation at this time. We appreciate any donations and support you are able to give our division.

Hope to see some mail in the Division's mailbox with your support of this worthy endeavor. Make your checks payable to Hudson Berkshire Division. On the bottom left of the check write "Toys for Tots Donation"

We would appreciate your donation by November 30, 2020.
Mail to: Hudson Berkshire Division, P.O. Box 83, Clifton Park, NY 12065-0083.

Thank you.

You have probably received an email from the Northeastern Region office announcing that the latest issue of the Coupler is now online. The NER website is - [NER Coupler](#).



Layout Ideas

By Robert Mohowski

About a dozen years ago I was gathering ideas for a new layout in a new home in upstate NY. The house would be of new construction and I wanted it to be “model railroad friendly.” Having a son in the building trades provided a ready consultant and my own 65 years in the hobby offered plenty of background experience to draw upon. To begin, my wife and I decided it would be single story for ease in our “mature years.” We wanted a basement for storage and room for mechanicals but NOT for a layout. My wife said she had liked to hear trains running in the back, 12 x 18-foot room of our N.J. home. My 12” to 18” wide shelf pike in that room circled the walls. I think this also created a sense of “family inclusiveness” in the evenings since it avoided my disappearing into a basement or attic. Family members could conveniently pop in at any time to view what I was building or talk.

Another reason for not building in the basement was continued temptation it would present to expand further. While this is certainly not true for everyone, I wanted to be sure that it would not happen—especially since I was closing in my 70s and I had a variety of other interests of which I was equally fond, as did my wife. However I will readily agree that a basement layout can be very comfortably cool in summer and equally pleasant in the winter.

Having decided on a “main level layout,” where should I place it? That was easy—right next to the garage! Machine tools like a table and chop saw, drill press, grinder, disc sander, etc. were just steps away. I’m definitely obsessive about NO sanding, filing, cutting, etc. with machine tools in my train room after the benchwork was up! Dust, if not enemy #1 of a model railroad, is close to the top of the list! To keep dust out of the train room, I had twin pocket doors installed. They are kept closed when I’m not in the room. I was also considering creating a positive pressure environment in the room by having a small fan placed in the wall fronting the hallway. I envisioned the fan to draw filtered air into the train

room. After further consideration, I did not do this, instead planning to use a portable ionic air cleaner or two in the train room. Even before considering this, I made what I believe to be most critical decision for a “happy railroad room.” This was the installation of radiant, under the floor heating for the whole house. I well knew the short comings of forced hot air heat, especially if you have pets in the house or are subject to allergies. Oil or gas fired hot water or steam radiators I suspect would be equally effective in keeping a dust free environment, but my research sold me on radiant heat. It avoided the potential issue of where to place radiators.

Putting the RR room at the garage end of the house made it easier to bring lumber and building material directly in from the garage. In fact much of could be cut to size or length without coming into the house. Also, this made it unnecessary for RR friends to walk through the house when visiting the layout. A utility bathroom with a wash basin and tub was located right across the hall from the layout room for convenience of guests and well as cleaning up paint brushes and scenery materials.

There was another advantage to the layout room having a common wall with the garage. As a youngster, I was fascinated when passing through the industrial district of Passaic, N.J. where the Erie RR’s Dundee Spur served many industrial buildings. Several of them had sidings entering the buildings. Watching Erie (later Erie Lackawanna) engines placing and removing cars from these building was too intriguing not to model. Using thin “profile” buildings, I pierced the wall for a three car siding to enter a model steel, structural fabrication plant. On the other side of the wall (garage side), I built a simple box enclosure to contain the siding. This keeps garage dust and cold air from entering the layout room. The “roof” of this “containment” easily lifts off if necessary to rerail cars. A piece of foam rubber (not visible) serves as a safety bumper in case an engineer is careless in placing cars.

(Continued on next page.)



A final point—rather than dealing with the issue of windows in the room, I had “ghost windows” installed in the rough framing. These will accept standard size windows to make the room suitable for another purpose. A stud finder will locate horizontal frame members.



www.hudson-berkshire.org





HBD Member Projects and Photos


By Ken Nelson

Joe Kavanagh and I have been working on an Interlocking Tower in 1.5" scale for the Adirondack Live Steamers. It will be placed, next spring, at the entrance to Broadway Yard. Joe is building the outside in his usual fashion of magnificent workmanship, and I have been modeling the necessary furniture for the second floor. Here are some photos of our work so far.

An outside stairway will go up on the opposite wall, and the building will probably be painted yellow and brown to match our clubhouse. We plan to have interior illumination.

The levers are copied from the Saxby & Farmer mechanical interlocking system used for so many years in interlocking towers across America as well as the rest of the world.

In addition to the levers, I have also modeled a desk, chair, several tables, a track plan which mounts over the levers, hanging from the ceiling, and several other small items including a clock, calendar, first aid kit, telephone, and typewriter.



Please visit the
Hudson Berkshire Division Website:
<http://www.hudson-berkshire.org/>

And Facebook Pages:
<https://www.facebook.com/HudsonBerkshireNMRA/>

You have probably received an email from the Northeastern Region office announcing that the latest issue of the Coupler is now online. The NER website is - [NER Coupler](#).

FORM 19

Hudson Berkshire Division
PO Box 83
Clifton Park, NY 12065-0083

First Class Mail