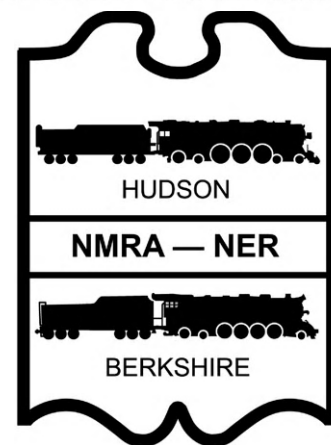


FORM 19

**The Official Newsletter of the
Hudson-Berkshire Division
of the NER NMRA**



Order Number 397

May 2024

Next HBD Meeting

**Division End of Year Family Picnic
Saturday June 22, (Sunday 23rd rain date)**

(Note that the May meeting was May 1st with Scale Trains)

From the Editor By MARK SKLAR

It's amazing how fast time goes by. Next month is our last meeting of the season. Unlike last year's cancellation I hope the weather cooperates this time. Members and families are invited. Save the date (June 22) and see next month's Form 19 for details and directions.

The HBD leadership has planned an all day bus trip to two popular layouts in Massachusetts on October 18. Only 35 seats are available, see the details on page 4.

Our Division will be working with the Cohoes Library to celebrate Model Railroading. Mike LaCasse is leading this effort and needs volunteers on May 18. I am planning to participate, see the details on page 6.

Daisy Kavanagh is looking for someone to take Joe's HO layout. See page 5 for the details.

Last month the Division meeting was hosted by Joe Martinec. See page 5 for a short report.

This month the second half of Rich Smith's article on Milwaukee Road is presented. Rich shows how he backdated Walthers Hiawatha cars by repainting them. See page 7. Thank you Rich!

See you here next month!
-Mark



Form19

The *Form19* is published ten times per year for members of the Hudson Berkshire Division.

The opinions expressed do not necessarily reflect those of the Division. Products and publications mentioned in *Form19* in no way constitute an endorsement by the Division.

Contributing to the *Form19*

The *Form19* staff welcomes all contributions. Letters, articles, photos, and other items may be mailed or e-mailed to the editor. Please include a note if you would like materials returned. Suggestions also welcome.

**Hudson Berkshire Division
PO Box 83**

**Clifton Park, NY 12065-0083
trains@hudson-berkshire.org**

President

Benjamin Maggi

602 Albany Shaker Road
Loudonville, NY 12211
585-506-2680

BenLMaggi@hotmail.com

Vice President

Doug Dederick

32 Van Dyke Drive South
Rensselaer, NY 12144
518-283-5063

dougdederick7@gmail.com

Treasurer

Benjamin Maggi

602 Albany Shaker Road
Loudonville, NY 12211
585-506-2680

BenLMaggi@hotmail.com

Form19 Editor

Mark Sklar

121 Brandon Ter.
Albany, NY 12203
(518) 229-9421

mark4527841@gmail.com

Bert Pflagl

Associate Editor

bpflagl@gmail.com

GTE Manager

James Lauser

1814 Park Blvd
Troy, NY 12180

james@jlauser.net

(518) 528-5453

Copyright 2024, Hudson Berkshire Division

Order Number 397

The President's Corner

By Ben Maggi

The family recently got back from a long-planned trip to Toronto to attend the "Great British Train Show". As the name might imply, the theme was railways in the UK and this included everything from who sponsored it (Rapido Trains UK), the types of layouts that were operated, the goods that were being sold by the vendors, and the educational literature and displays that were out. In fact, the only break in tradition was the "Shining Time Station" display.



Since it had morphed into a full-family trip, we decided to do some other things too, like go to the Zoo (which had a train-like ride) and the Aquarium (which was literally across the street from the Toronto Railway Museum). Unfortunately, on the drive to Canada I realized I left my camera at home (oops!) but my wife graciously offered to take lots of pictures on her cell phone.

When we got to the show on Saturday morning (well, we actually got there Friday morning and over an hour early but discovered I had written down the wrong day for the show!) I was overwhelmed with the

things to see. An entire ice rink was filled with displays, layouts, and vendors and I didn't know where to start. So I let Harrison take the lead and we went to the layouts featuring the most movement. We didn't get more than 10 feet in when he spotted Toby and Henry pulling trains on a large Gauge 1 layout based on the Island of Sodor. As we were walking around Harrison let out a loud cheer at the sight of Thomas, and I could hear the layout's owner say "Now that's what this is all



about!" And he was right.

I got started on Thomas the Tank Engine in 1989 when *Shining Time Station* was broadcast on PBS. My son thinks he loves Thomas, but in reality we both do. Some things from childhood never leave you. They had a nice display of S.T.S. stuff from a guy named Adrian who has a podcast and managed to get many of the surviving cast members on it for a reunion show. He also had actual props from the show on display, which was really neat. This was probably the highlight of the trip for me.

(Continued on next page)



(President's Corner Continued)

We saw layouts in N scale, OO scale, O scale, and various other scale/gauge combinations including 1:16 scale "live steam" trains that the owner just pushed around in his house because his wife wouldn't let him dig up their garden for a line.



One interesting discovery was the operating Hornby Dublo layout and

Trix Twin Railway layouts, which looked like OO gauge trains running on three-rail track similar to Lionel trains. By having two different transformers feeding opposite outside rails, and by having a pair of engines only picking up current from one outside rail, primitive two train control was possible. They ran making lots of noise but it was great fun.



By far the most interesting layout on display was O scale narrow gauge (what we call On30) modeling India's Darjeeling and Himalayan Railway. Having only seen a couple of models of these trains in larger scales before, and never set in a proper layout featuring Indian scenery and structures, it was fascinating to watch. Nearly everything had to be scratch built.

I wish I had spent all day at the show but we had other things to do as well. But, I definitely hope to get back in two years and will plan to spend a lot more time taking it all in.

See you at the next meeting!
Ben

Upcoming Meetings/Events

Division Event

Celebrating the Hobby of Model Railroading

Saturday, May 18, 10am to 3pm

At the Cohoes Public Library, 10 Cayuga Plaza, Cohoes, NY 12047

Division Event

End of Year Family Picnic

Saturday June 22, (Sunday 23rd rain date)

At ALS (Adirondak Live Steamers) Saratoga, NY

Look for details in the June Form 19.

Division Event

Bus Trip

Friday, October 18 (All Day)

**Visit George Sellios' Franklin and South Manchester Layout
and North Shore Model Railroad Club**

Dinner at the Steaming Tender



“GET READY FOR OUR” FALL BUS TRIP

The Hudson Berkshire Division is pleased to announce this VERY SPECIAL TRIP for all of its members. Over the past several years we have asked you to help out at our (Your) GTE train shows and other events and now the board would like to reward our members for their efforts. Please see below for all the information we have so far:

WHAT: Bus trip with Two layout visits and dinner

WHEN: Friday October 18th (all Day) **SAVE THE DATE**

WHERE: Stop # 1 North Shore Model RR club Wakefield, MA.

Stop #2 George Sellios’ Franklin & Southern Manchester RR

DINNER: Steaming Tender Restaurant Palmer MA

Note: We have booked a private Diner Car for all of us to enjoy at this great location. There will be a limited menu to choose from and each member will be responsible for their own bill.
<https://www.steamingtender.com/>

DETAILS: There will be a limited number of seats available (35) and we are looking to fill the bus!! There will be a signup sheet just like our bus trip to Springfield with a minimal cost per ticket for members and a higher cost per guest (Unknown at this time). **Dinner is not included in the cost of the ticket.**

PICKUP LOCATIONS: Wilton Mall, The Crossings Park and Ride, Crossgates Mall

Note: Times to be determined

Joe Kavanagh HO Layout Looking For A New Home

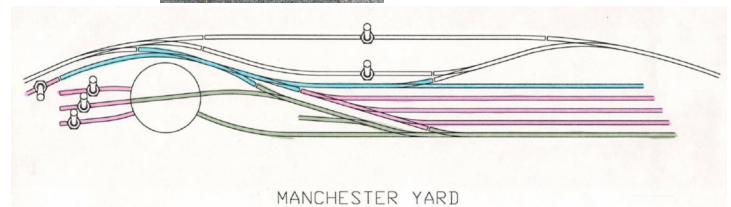
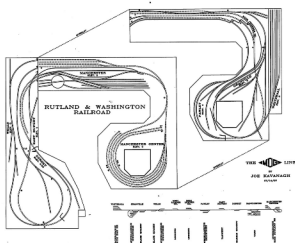
Joe Kavanagh, a former member of the Division, built a 13' x 13' HO layout that was designed to come apart into four sections for easy transport. All of the track work is Code 83, much of it is hand-laid including the switches. It is currently wired for DC operation, but DCC is

certainly possible. The layout features basic scenery including a quarry scene and some trees, but all of the structures are removed and no trains come with the layout. This layout is available to anyone who would be interested in it.

Also, Joe built a set of HO

modules that demonstrated working railroad safety signals. It is in good condition but some minor repair may be needed to some of the signals.

Please contact Ben Maggi (BenLMaggi@hotmail.com) if interested in either and he will provide you further information.





April HBD Meeting Report

The April HBD meeting took place at the layout of Joe Martinec. A short business meeting was held. A highlight of the meeting was an announcement by Vice President Doug Dederick about a bus trip in October. The trip will include a visit to George Sellios' layout, the North Shore Model Railroad Club and the Steaming Tender for dinner. Also the June meeting will be a picnic at the Adirondack Live Steamers in June.

Joe Martinec presented a history of his layout. The layout had multiple industries and was designed for switching. Joe's layout shows how a beginner can build a small working layout in a reasonable time. Thank you Joe for hosting.






Attention: Model Railroad day at the Cohoes Library!

The Cohoes Library in partnership with the Hudson Berkshire Division of the National Model Railroad Association



cohespubliclibrary.org



hudson-berkshire.org

is sponsoring a day of operating model trains celebrating the Model Railroad Hobby – Saturday May 18th from 10:00am to 3:00pm at the Cohoes Library. Enjoy operating model trains, chat with members of the NMRA and learn about this great family – oriented hobby

On May 18, the Cohoes Public Library (located at 10 Cayuga Plaza, Cohoes, NY 12047) will be celebrating the hobby of model railroading, and the Hudson Berkshire Division will be participating. We will be setting up a table with literature about the hobby, similar to what we have at the GTE Show. Also, we are working with the Albany T-Trak club (whose efforts are being led by Mike LaCasse) to have an operational layout present for the public. In addition, we are working with another gentleman to have a Marx O gauge layout present as well. But, we need your help!

The library opens at 9:30AM, but we are going to show up around 9 to help set-up. Officially, we want to have people from the Division present to answer questions from 10-3PM. We would love anyone who is available and wants to come interact with the public and talk about model trains or answer questions to show up.

Please contact Ben Maggi if you have an interest in participating. Thank you.

Please visit:

Facebook Pages:

<https://www.facebook.com/HudsonBerkshireNMRA/>

Hudson-Berkshire NMRA Group

<https://www.facebook.com/groups/809686920433872/>



Poor Man's 1948 Hiawatha Project (Part 2)

By: Richard J. Smith

I "tinted" my 1952 Hiawatha set with green windows. First, the actual train had tinted glass, and second, this hides the fact I didn't buy \$1000 worth of Preiser figures to fill my trains. But the Skytop section is just too cool to not show some passengers so those windows remain clear. I use green radio control model airplane shrink plastic simply cut into strips that fit into the window recesses

inside the car. If you cut them right, you don't even need glue to install. The next photo shows the clear green plastic cut to size and ready to install. The right side already has the tinting done. A few drops of canopy glue here and there does the trick.

I decided to paint the bland cream-colored plastic seats and floor in the Skytop using colors I've seen in photos. I add some

passengers, a waiter, newspapers, and beer bottles for interest. Notice the new maroon band changes to gray just before the Skytop section. This gray had been painted black for the 1952 scheme but is actually gray for the 1948 scheme. I simply masked off this section and brush painted the gray after saving some of the mixed gray paint for this and later touch-up.



Final assembly and finishing touches is really the most fun part! I added all the grab irons that came with the Walthers model (well

most), installed an MV Products 0.18" diameter red lens for the rear beacon, and 3 window wipers made by Detail Associates. I

Painted the grabs, the marker lights and did some minor gray touch-up on the Skytop here and there. Here are some pics of the final result.



(Continued on next page)





My Poor Man's 1948 Hiawatha project is well underway. This next photo shows the Walthers Proto E6s I acquired that inspired the project in the first place.

I have finished a baggage/express car, two coaches, and the Skytop lounge car. An RPO and parlor car are almost done, I have acquired a tap lounge, and am bidding on Ebay for a cheap diner (at \$43 today). No car was over \$50. These cars in brass by

Shoreham Shops or other manufacturers cost easily \$400 to \$500 factory painted. The Walthers cars are decent replicas, roll freely and best of all, are painted. My small change creates an entirely different look to this classic consist and I am not sure, but I

don't remember many modelers taking a painted model and modifying it to make an all-new model (compare first photo to new paint scheme), so maybe this gives you some ideas, too.

The End

O Scale Track Available to Members

The Division was given a generous donation of several boxes of used O scale, three-rail Lionel style tubular track. There are an estimated 40 pieces of standard straight track, 30 pieces of standard curved track, and around a dozen of the large-radius curved track pieces. There are also about a

dozen tinsplate switches, some 0-27 and some 0-31, which all need a little TLC and maintenance. Control switches, operating accessory controls, and some Lock-ons are also available. If you have any interest in the track please reach out to Ben Maggi (BenLMaggi@hotmail.com) and let him know.

Please visit:

Hudson Berkshire Division Website:

<http://www.hudson-berkshire.org/>

Facebook Pages:

<https://www.facebook.com/HudsonBerkshireNMRA/>

Hudson-Berkshire NMRA Group

<https://www.facebook.com/groups/809686920433872/>



“Hudson-Berkshire Division of the NMRA” YouTube Channel

<https://www.youtube.com/channel/UCE4Em3wMYwj5Z3ynfNsla8g/featured>



FORM 19

Hudson Berkshire Division
PO Box 83
Clifton Park, NY 12065-0083



First Class Mail