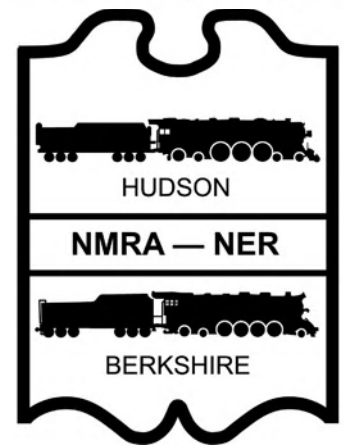


FORM 19

**The Official Newsletter of the
Hudson-Berkshire Division
of the NER NMRA**



Order Number 347

May 2019

Next Division Meeting Friday, May 17, 2019 at 7pm

Buildings on a Budget: Paper Models by Bruce Johnson

At the DeFreestville Fire Department,
350 North Greenbush Rd, Troy, NY 12180

We will look at a variety of sources for free and paid paper structures, as well as methods and hints for assembly, detailing, and kit-bashing.

The following material will allow advance preparation for those who wish to begin building a paper model at the clinic.

Download the free file of a country store from Evan Designs,
Model Trains Software: hofree.pdf

HO or other scales can be downloaded from

<https://www.modeltrainsoftware.com/freebuilding.html>

Print out 2 copies for your favorite scale and allow to dry completely. Glue one copy to back side of cereal or cracker box. Press under a pile of books (box material tends to curl toward the printout & glue). One copy is for assembly. The second copy is for gluing into cutouts for doors, windows, etc. Bring this all to the clinic along with tools listed on page 6. Doing this in advance will allow you to jump right in and start creating on Friday night! See Bruce's examples on bottom of page 9. Other printed structures on pages 8, 9, & 10.

www.hudson-berkshire.org



Find us
on
Facebook



Form19

The *Form19* is published eight times per year for members of the Hudson Berkshire Division.

The opinions expressed do not necessarily reflect those of the Division. Products and publications mentioned in *Form19* in no way constitute an endorsement by the Division.

Contributing to the Form19

The *Form19* staff welcomes all contributions. Letters, articles, photos, and other items may be mailed or e-mailed to the editor. Please include a note if you would like materials returned. Suggestions also welcome.

Hudson Berkshire Division
PO Box 83

Clifton Park, NY 12065-0083
trains@hudson-berkshire.org

President

Irwin D. Nathanson
609 Diamond Point Rd
Diamond Point, NY 12824
518-668-9892
trains@hudson-berkshire.org

Vice President

Artie Krass
4 Burton Drive
Ballston Lake, NY 12019
518 229-6080
ajkwings@yahoo.com

Treasurer

Benjamin Maggi
602 Albany Shaker Road
Loudonville, NY 12211
585-506-2680
BenLMaggi@hotmail.com

Form19 Editor

Erik Denny
10 East Ave
Troy, NY 12180
(518) 286-3267
ewdenny@gmail.com

Bert Pflagl

Associate Editor
bpflagl@gmail.com

GTE Manager

James Lauser
1814 Park Blvd
Troy, NY 12180
james@jlauser.net
(518) 528-5453

Copyright 2019, Hudson Berkshire Division

The Ready Line

By Irwin D. Nathanson

I write this from Sacramento, California where I am attending the Pacific Coast Region Convention.

For a long time now, taking the California Zephyr across the country has been on my Bucket List. And I wanted to do this *before* Amtrak does away with their full dining car service and, perhaps, even cancels the entire train. Also on my Bucket List has been going back to the awesome California State Railroad Museum in Old Town Sacramento. So, I've been able to check off those two boxes from my Bucket List and to combine them with attending this Convention.



This Convention is going well, I'm having fun, doing a lot, and making new friends. Did some good model train shopping for things I didn't know I "had to have" until I saw them! (I trust you've "been there, done that!") I presented my Miniatur Wunderland/Gulliver's Gate Clinic last night to a full room of about 25 folks. No one had ever visited either place, and most had never even heard about Gulliver's Gate...

As good as this Convention is, from what I can tell, the upcoming Northeastern Region Convention in September will be orders of magnitude better! Please see my Ready Line column in last month's "Form 19." I encourage you to register right away. *It's going to be an awesome time!*



I plan on writing an article about my trip on the Zephyr for next month's "Form 19." So, for now, on to other topics...

As I mentioned during the last HBD meeting, our membership has declined about 25% over the last two years. I'm in the process of trying to analyze what's been happening. Right now, I don't have the answers. But, as past-President Paul Hoffman often said: the buck stops with me. Once I have the answers, I promise to work actively with the Leadership Team to take positive actions to reverse this trend.

But, we could and should start taking some positive steps as soon as possible.

How many of you know that May 11th is National Train Day? Although officially discontinued by Amtrak in 2016 due to budget cuts, this day is still celebrated at local levels.




This year, National Train Day will be Saturday, May 11th. and Board Member Greg Whittle and I will be at the library in Schuylerville celebrating the event and promoting our hobby and the NMRA.

There's not much time left to plan anything else for this year, but in future, as a Division of the NMRA, there should be more we could be doing. Perhaps we should form a volunteer Committee to plan and coordinate some events throughout our Division for next year's National Train Day? If you're interested in volunteering, please give me a call so we can discuss your ideas. (518) 668-9892.

Now, how many of you know that November is National Model Railroad Month?

That's more than six months away. Therefore, we have plenty of time to plan something!



The NMRA home page provides a lot of material that would be of assistance to us. Just look at all the ideas contained in their comprehensive guide to "Promoting National Model Railroad Month" by clicking on this link:

https://www.nmra.org/sites/default/files/your_guide_to_promoting_national_model_rr_month.doc

Following the suggestions of our Treasurer, Benjamin Maggi, the Leadership Team has just devised a great way to celebrate the Hudson-Berkshire Division and to do so in conjunction with National Model Railroad Month.

Our objective will be to celebrate our hobby and HBD, and to build our membership.

This will be an Open House- a social event with no business meeting. It will be a great opportunity for all our members to socialize....not just those who regularly attend our meetings and events, but also for those who've been relatively inactive. And perhaps we can even entice some whose memberships have lapsed to re-join the NMRA and our Division.

The Open House will be well publicized in advance to the general public -- as an opportunity to learn about our hobby, the NMRA and our Division. (I plan on employing the same approaches I take to publicize our Great Train Extravaganza, with the notable



exception that I don't foresee us placing any paid advertising with the "Albany Times Union.")

Every one of you is encouraged to bring a guest!

The event will be on Saturday, November 2nd. Mike Hachey has graciously agreed to host this event at his home. It's centrally located (in Schenectady), he's got a large/nice basement layout -- with lots of room. If we get a good crowd, we can spill out onto his deck. And we may even rent an event tent and pitch it in his backyard. On-street parking is no issue. Overall, an ideal venue.

Current planning is, as noted above, an Open House format. People can show up or leave whenever they wish during the stated hours -- which most likely will be about noon to 5 PM. Pizza, snacks, beverages will be supplied all afternoon by the Division.

Ben has kindly volunteered to mount and Chair an Open House Committee which will plan, organize and manage the event. He will need volunteers to help. If you are so inclined, please call him at (585) 506-2680.

Back to the hear and now- we've got a great clinic coming up shortly for the May meeting! I'm really looking forward to Bruce Johnson's techniques for building structures out of card. I've seen some of his work and it's really nice and quite realistic. Most of you who have visited my Diamond Point Railroads never realized that many of the buildings on my British layout were made of card until I pointed this out to you.

Well, that about does it for this month. I hope to see as many of you as possible at our May meeting and, please:

- Consider attending the NER Convention in September
- Call me if you're interested in volunteering to help plan HBD active

participation during National Train Day, May 2020

- Call Ben if you can volunteer to help him with the HBD Open House this November

Happy model railroading, everyone!

Irwin

SAVE THE DATE
HBD Open House
Celebrate the Division and
National Model Train Month!
Socialize with fellow members,
recruit new members
Saturday, November 2nd Noon to 5
Mike Hachey's House, Schenectady

**About Arduinos and the Hudson
 Berkshire Division
 by Bert Pflegl, Associate Editor**

Twenty Hudson Berkshire members were at the Mechanicville Fire Department meeting room on Friday evening, April 26, to hear HBD Vice President Artie Krass discuss the use of Arduino micro-controllers in model railroading. He discussed The nature of the requirements for data connections, the power supply required, and the need for a computer connection to load programming and to control the program if so designed. Voltages are usually low, 3 to 5 volts. An auxiliary board may be added directly to the basic board to add additional capabilities to be controlled by the Arduino. Arduino style micro-controllers have a large number of uses in robotics (amateur and commercial), process control, and wherever minds can conceive an application.



The Arduino's success over the past sixteen years has spawned a great many imitators and several additional Arduino models besides the initial UNO model. The JMRI (Java Model Railroad Interface) program personnel have done much to address the use of such controllers in modern model railroading to the point where DCC has become LCC (Layout Command Control).

A grand example of this is Miniatur Wunderland in Hamburg, Germany where many computers controlling the layout through the hundreds of micro-controllers. Things like lights and signal can be handled directly by the base board but for motor control one or more additional daughter boards, called shields, can be plugged right on to the basic controller. These boards increase the power capability so one can control servos for switch movement and motors for animation and engines, using pulse with modulation technique.

Indeed, at the meeting, James Lauser, GTE Chairman, had one of these units (a DCC++ base station) connected to a power supply, a notepad for control, and a section of track upon which was running an RDC unit for demonstration. This combination of Arduino and shield, with software installed, is a DCC Command Station – for less than \$50. There is such a large following that there are several website dedicated to DCC++

<https://sites.google.com/site/dccppsite/home>
and the discussion group
<https://trainboard.com/highball/index.php?forums/dcc177/>

DCC++ comes from the use of the programming language C++ to create the software for the DCC.

These DCC++ base stations are full function and their features include:

- Fully compliant with NMRA DCC standards
- 2-byte and 4-byte locomotive addressing
- Simultaneous control of multiple locomotives
- 128-step speed control
- Control all cab functions F0-F28
- Activate/de-activate all accessory function addresses 0-2048
- Programming on the Programming Track
- Write configuration variable bytes
- Set/clear specific configuration variable bits
- Read configuration variable bytes
- Programming on the Main Operations Track or Programming Track
- Write configuration variable bytes
- Set/clear specific configuration variable bits
- Control DCC turnouts and sensors
- Directly access and control Arduino IO pins for accessory functions and sensors

There are versions of the base board that support wi-fi so that trains can be controlled wirelessly from cell phones running the correct app and recent advancements in shield development have produced a board capable of 10 to 15 amps. Multiple engines and consists can be run at once.

So 'Thank You' to Artie for an introduction to Arduino technology and 'Thank You' to Bob Chase for the meeting room arrangements.

By the way, 'Arduino' is the name of the bar in Italy where the technical university students who developed the micro-controller regularly met to create the technology, defining all of its many characteristics – both electronic and mechanical.



THE EDITOR'S CORNER



The **Hobby** needs you
The **Division** needs you
I need you!

What do we need?

We need your time, talent, and treasures!

We need your time-

Monthly meetings and get-togethers.....planning and manning the GTE show, our primary source of income we use to further our Hobby, the Division, and assist the Toys for Tots program..... Writing articles about things you've done on your layout, things you've seen, read about, anything!

We need your talents-

Writing, while taking time, also is a talent. Bert, myself, and others can always take an idea, a concept, and outline and work on it to be longer, smoother, and flow, so please don't think you can't contribute with an article! Modeling talents, electrical, carpentry skills, artistic talents! Helping each other in your strong areas, accepting help from others in your weaker ones. Everyone learns

and grows. Maybe you can put on a presentation at one of our meetings?

We need your treasures-

Treasures? Well, I'm sure none of us are Kings or Queens (or Pirates?) full of treasure, but some of us have layouts- modeling treasures that you have created.... but maybe you don't? Instead you might create model structures, rail equipment, or dioramas? Invite us in to show us your talent, or bring in something you are working on to our next meeting to show!

Reach out to Irwin, Artie, Bert or myself and tell us what you have to offer and we'll help you help us!

Erik

Tool List for Buildings on a Budget: Paper Models by Bruce Johnson

minimum tools for the clinic:

white glue, glue stick, or spray adhesive

hobby knife

ruler (metal)

cutting mat

cereal or cracker box (or card stock or foam core)

clothes pins (clamp)

Optional:

Lego's (for square corners)

(See? They really aren't just for kids!)



Empire Junction 2019

hosted by the Central New York Division

Syracuse, NY – September 19-22, 2019

Northeastern Region (NER) Convention Registration Form

please print legibly

registrant information

NMRA number	Region	Division
Registrant first name	Last	
Name on badge		
Significant other name on badge		
Address line 1		
Address line 2		
City	State	Zip Code
E-Mail address (required)		
Phone numbers: Home	Cell	
Is this your first NER convention	<input type="checkbox"/> Yes <input type="checkbox"/> No <input type="checkbox"/> Scale modeled <input type="checkbox"/> HO <input type="checkbox"/> N <input type="checkbox"/> O <input type="checkbox"/> S <input type="checkbox"/> G <input type="checkbox"/> HoN3 <input type="checkbox"/> On3 <input type="checkbox"/> Z <input type="checkbox"/> Other: _____	

registration fees

Item	Quantity	Price	Total Cost
Member registration (thru 6/30/2019)		\$ 50.00	
** Best Value combo registration (includes registration, Thur. reception, banquet & awards breakfast thru 6/30/19)		\$ 100.00	
Member registration (7/1 to 9/4/2019)		\$ 60.00	
** Best Value combo registration (includes registration, Thur. reception, banquet & awards breakfast 7/1 to 9/4/19)		\$ 115.00	
Non-NMRA Member fee		\$ 20.00	
Significant other registration		\$ 0.00	
** Best Value combo registration (includes registration, Thur. reception, banquet & awards breakfast)		\$ 65.00	
ALL meal selections are included in every COMBO package	Thursday welcome reception (cash bar)	\$ 10.00	
	Saturday night banquet	\$ 40.00	
	Sunday Awards Breakfast	\$ 25.00	
Food Allergies? <input type="checkbox"/> No <input type="checkbox"/> Yes Please list:			
COMBO REGISTRANTS: I/we will definitely attend Thursday Reception <input type="checkbox"/> No <input type="checkbox"/> Yes			
Clinics	Thursday Afternoon Digital University - Erich Whitney & Kaylee Zheng (2:00 pm to 5:00 pm) 2 seats remaining	\$ 10.00	
	Thurs. Night thru Saturday Quilting/Card Making Sessions Bringing your own sewing machine? <input type="checkbox"/> No <input type="checkbox"/> Yes	\$ 0.00	
	Friday Night Modeling with a Master - Jack Ellis (7:00 pm to 11:00 pm) Sip'n Paint at the Hotel (6:30 pm to 10:00 pm)	\$ 35.00	SOLD OUT
Tours	Friday all day Lakeshores Limited Layout Tour (self-driving tour)	\$ 0.00	
	Saturday Finger Lakes Railway Train Finger Lakes Railway Train Trip Box Lunch (menu on website) Choice-Quantity: 1 2 3 4 5 Enter Total # Meals →	\$ 15.00	

Total Cost

Make Check payable to: "NER Conventions"

Mail registration form and check to : Gerald Covino, Convention Registrar -- PO Box 672 -- Hollis, NH 03049-0672

E-Mail convention registrar at convention_registrar@nemra.org or Telephone at (617) 543-0298

On-line registrations are strongly encouraged "Check or credit card payments are accepted" Do not send Hotel Registration to Convention Registrar

operating sessions

Cutoff Date for Operating Sessions is **AUGUST 1ST**. Operating Sessions will be assigned by Registration number, first come basis.

Do you want to attend Operating sessions? ☐ Yes ☐ No Enter your **FIRST CHOICE** selection below (see website for session names)

Session selection: ☐ No Preference whatever is available

Check all that apply ☐ One Session Only; ☐ Multiple Op Sessions; ☐ Prefer Ops Sessions over other activities/tours I have requested

I am traveling with Enter Names

You will be contacted by Al Oneto - (OpSig Coordinator) after August 1 to identify your operating session preferences or additional selection.

hotel registration

Holiday Inn, 441 Electronics Pkwy, Liverpool, NY 13088, 315-457-1122, Use the link on the Convention Website

Group Rate (code NMR) is \$115.00 per room night plus applicable taxes.



EmpireJunction.Org

CANCELLATION Refunds Paid in accordance with NER Policy (see Convention website for details)

(03/04/2019)

copyright © 2019 NWER Conventions



These examples of completed printed structures are from the galley of photos submitted to the Evans Designs website by customers proud of their modeling achievements using the resources available on the sight. They are presented here as inspirations of what you might create and not as endorsements or advertisements for Evans Designs or any of its product.



Original UP station in Green River, WY to right; paper model is seen below.

N-scale depot below right - nickel and quarter for size reference.





A G-scale printed station on a garden railroad, top left- paper on foam board, details added, then sprayed with sealer.

Top left, a printed switch tower in HO-scale. Tower has details inside if roof removed.



Farm structures above and country store, left, are creations of Bruce Johnson, who will be leading the program on Friday.


This is the small store that we will build together on Friday night

Looks interesting, doesn't it? Would you believe it's.....PAPER? Take a look inside and be sure to Join us on May 17 and we'll show you how to get started!



FORM 19

Hudson Berkshire Division
PO Box 83
Clifton Park, NY 12065-0083



First Class Mail