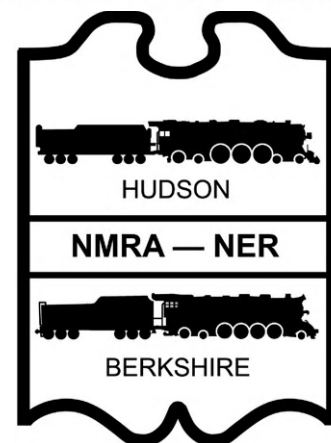


FORM 19

**The Official Newsletter of the
Hudson-Berkshire Division
of the NER NMRA**



Order Number 375

April 2022

Next Division Meeting

April Meeting

Saturday 23rd 10am to 1pm

**Mike Evans will give a Power Point presentation of the
Delaware & Hudson's Rutland Branch**

Piracci Board Room at Clifton Park-Halfmoon Public Library

From the Editor By MARK SKLAR

The weather is starting to warm up and outdoor projects will be reducing the time for modeling projects. This is true unless you have an outdoor railroad! I have been working on the NMRA Achievement Program for my MMR. I had met with our division AP manager Kevin Surman-MMR to get me started. Our meeting showed that I have completed many of the requirements already. If you are interested in starting the AP program go to <https://www.nmra.org/education/achievement-program>. It will surely improve your skills as a modeler.

Bob Mohowski sent me an email about a Dear Abby column that he thought was very humorous and which members would enjoy. See page 3 for a man with a very unusual train type of obsession.

Doug Dederick has planned our April and May meetings, so save the dates, see page 4. We hope you can join us for these activities.

Mike Lacasse has written an article about his N scale railroad. The layout is very large with very impressive trackwork. It represents an area east of the Connecticut River through the Providence, Rhode Island area. See page 5.

It is sad for me to announce the passing of Dick Davis, a long time member of the HBD. See the In Memoriam to Dick on page 7.

See you here next month.

-Mark



Form19

The *Form19* is published ten times per year for members of the Hudson Berkshire Division.

The opinions expressed do not necessarily reflect those of the Division. Products and publications mentioned in *Form19* in no way constitute an endorsement by the Division.

Contributing to the Form19

The *Form19* staff welcomes all contributions. Letters, articles, photos, and other items may be mailed or e-mailed to the editor. Please include a note if you would like materials returned. Suggestions also welcome.

**Hudson Berkshire Division
PO Box 83**

**Clifton Park, NY 12065-0083
trains@hudson-berkshire.org**

President

Irwin D. Nathanson

P.O. Box 356

Diamond Point, NY 12824

518-668-9892

trains@hudson-berkshire.org

Vice President

Doug Dederick

32 Van Dyke Drive South

Rensselaer, NY 12144

518-283-5063

dougderick7@gmail.com

Treasurer

Benjamin Maggi

602 Albany Shaker Road

Loudonville, NY 12211

585-506-2680

BenLMaggi@hotmail.com

Form19 Editor

Mark Sklar

121 Brandon Ter.

Albany, NY 12203

(518) 229-9421

mark4527841@gmail.com

Bert Pflegl

Associate Editor

bpflegl@gmail.com

GTE Manager

James Lauser

1814 Park Blvd

Troy, NY 12180

james@jlauser.net

(518) 528-5453

Copyright 2021, Hudson Berkshire Division

The Ready Line

By Irwin D. Nathanson

As I wrote in last month's Ready Line column, I have started to address our Editor's comprehensive list of suggested themes for my column. So, let us see if I can tackle a few more of them this month.

Using YouTube as a Model Railroad Instruction Tool

This subject is quite timely since just yesterday I had occasion to seek help on this free web site.

A while ago I dropped a nice, British 00 Heljan Class 47 Diesel locomotive. It was beyond repair, but I salvaged some parts including an older (v3.5, 8-pin) ESU LokSound decoder which had been customized with prototypical sounds by South West Digital. Last week a replacement loco arrived, a much-updated Class 47 from Bachmann. It was DCC-ready (for a 21-pin decoder) as are about all my locomotives nowadays. The instruction sheet got me nervous about how to remove the body shell. Space appeared limited, and I was concerned about how to fit the decoder, 21 to 8 pin converter board and speaker inside.


So, I went to YouTube and searched for "how to install a sound decoder in a Bachmann Class 47" and received links to *five* different videos. (As well as related videos such as Product Reviews.)

These were, indeed, helpful. And they got me through the process. But if there's ever an award for "locomotive with the most difficult body shell to remove" I'm going to nominate this Bachmann Class 47!

Have you ever searched YouTube for model railroading videos? It's amazing how many they are! They range from product reviews to how-tos such as the one mentioned above. Just about every topic is included from building benchwork to making trees to weathering rolling stock. You name it, it's there.

Some are produced professionally, others are generated by amateurs. But YouTube is free and from my experience you can always find something to help or interest you.

In addition there are countless videos covering prototype railroads. I also got this interesting "hit":



Did you know that effective this month, every NMRA member has digital access to the (National) *NMRA Magazine*? Even if you have not been getting the print version up until now, you now have access to the digital version. If you go to YouTube and search for "NMRA Magazine" you should find this video which will show you how to use the

(Ready Line Continued on next page)



(Ready Line Continued)

new digital magazine. Why not try it soon?

3D Printing

This topic was included in my draft for the March Form 19, but our Editor had to delete this section due to available space. So, I am going to try again this month!

Here Mark suggested I discuss how 3D printing will bring lots of little-known modeling subjects to modelers.

Ah, this is an easy one to address! Not because I know anything about 3D printing, but because Mark Sklar is quite adept at using this technique and because he gave us a good introduction to

3D printing during last month's HBD meeting!

For those of you who were not able to attend, I have seen passenger cars which he produced using his 3D printer. And I have seen the intricate N scale windows he "mass produced" for a project that Doug Dederick is working on. Genuinely nice indeed!

From what I know, you do not even need to own your own printer. There are companies out there which will print your parts for you. You can "design" them using freeware software or obtain free designs over the internet. I am guessing there are companies out

there that can scan a part you have, turn that into a software design, and then print as many of those parts for you as you would like. Mark touched on these topics during his clinic. There is a 3D printer you can buy on Amazon for under \$200!

OK, Mark's original list of suggestions included 13 great ideas. I have now covered six of them in this column. About half to go!

Take care, everyone, stay safe and happy modelling!

Irwin

Dear Abbey

By Abigail Van Buren

DEAR ABBY: I love trains. I can imitate a train whistle, and I like doing it. I learned how to do it about 10 years ago by listening to trains whistle for many years. I'm in my 30s now. I know there are places I shouldn't do it. Some people I know like to hear me do it anywhere. Others say I should do it only outside. Still others say don't do it at all. When I see and hear a train, I will sometimes automatically whistle. It's not the best thing to do, I suppose, but it's not the worst either. I don't drink, smoke or do drugs, and I'm fairly healthy. What do you think of my imitating a train whistle? Have you ever heard of anyone doing this? -- WHISTLING IN WISCONSIN

DEAR WHISTLING: Congratulations. Your letter is a first. I have never heard of someone imitating a train whistle who was over the age of 8. I see no harm in doing it as long as it doesn't annoy the people around you by startling them or putting their hearing at risk.

!!Welcome New HBD Members!!

Paul Steves, Cobleskill, NY
Dana Atwood, Peru, NY
Ed Wojcik, Witherbee, NY
Ben Saint-Cyr, Schenectady, NY



HBD Upcoming Meetings/Events

April Meeting

Saturday April 23, 10am to 1pm Clifton Park-Halfmoon Public Library
Mike Evans will give a Power Point presentation of the
Delaware & Hudson's Rutland Branch

May 21st Saturday

Joint meeting with Central Division
Open house on 5 local layouts in our Division
Followed by a social gathering / meeting
Located @
The Park Pub Restaurant
Frear Park Municipal Golf Course
2701 Lavin Ct suite 1
Troy NY 12180

All attendees MUST be vaccinated for the May meeting.

April Meeting Presentation

Mike Evans presentation of the Delaware & Hudson's Rutland Branch

Mike Evans will give a Power Point presentation of the Delaware & Hudson's Rutland Branch which ran from Whitehall, NY to Rutland, VT. There has been very little coverage of this branch, but Mike has collected photos and information on several of the businesses that populated this 23.7 mile branch, many of which have been lost to time. While most of the presentation covers the prototype, there are also scenes from Mike's multideck layout, and his interpretation of how the branch line might have looked in the summer of 1952.

Please visit the
Hudson Berkshire Division Website:
<http://www.hudson-berkshire.org/>

And Facebook Pages:
<https://www.facebook.com/HudsonBerkshireNMRA/>



May Open House Special Announcement

We are adding this special announcement to our April Form 19 so you can be better prepared for this Hudson Berkshire and Central Division special event open house. This will be held on Saturday May 21st (10:00 AM to 3:00 PM) with a Social Gathering @ 4:00 PM please mark the date on your calendars.

We will have 5 layouts open, Bob Hamm, Rich Smith, Kip Grant, Irwin Nathanson, and Kevin Surman or Doug Dederick (one or the other will be confirmed). There will be two (2) or three (3) groups such as group "A" "B" and "C" so we don't have everyone show up at the same

location, at the same time. Right now Group "A" will be everyone from the Central Division. Groups "B" & "C" will be determined based on how many we have sign up (see sign up form this issue or the web site). Car pooling is recommended.

Special request for ALL Hudson Berkshire members. I would like for everyone attending this event to bring a guest. This would be someone that might be new to the hobby or someone that might be interested in our organization or maybe someone that doesn't even know who or what we are all about. This is a perfect time to talk with our members and to get to know us and

this great hobby. Please help us spread the word about the hobby and the Hudson Berkshire Division. A social gathering (Park Pub in Troy) will follow after the open house at 4:00 PM.

Get to know each other and our neighbors from the Central Division. There will be a charge of \$12 per person at the time of our gathering. Bar drinks will be on your own. I hope that many of you will take advantage of this special event. Please look to our May Form 19 Issue and our web page for all the details

*** Must be vaccinated to attend.**

PLEASE SEE SIGN UP FORM TO ATTEND THE MAY MEETING ON PAGE 9.

Announcing the Launching of our new Facebook Groups

In an effort to communicate better and share information between our members and to foster outreach to the greater hobby community, the Hudson-Berkshire is launching two Facebook Groups.

The first group is the Hudson-Berkshire Members Group. This group is for only members of the Hudson-Berkshire Division and will be a place for you to post questions and to do things like look for operators for your operating sessions. This will be set private so the general public can not see the posts.

The second group is the Hudson-Berkshire NMRA Group. This group will be a place for you to post interesting things you find on the internet, show announcements, other Facebook posts and content from

your own Facebook Groups and the like. It will also be a place that the general public will be able to see and post to. We envision this to be similar to other Facebook Groups you may see that has members publishing content from their own projects. You will be able to share to the Group and from the Group to your own Page or Group. If you are already on Facebook, you will know how to post and cross post to the group, if not, we can set up a tutorial.

If you are an active Facebook user, we would ask that you share to this group along with any other groups you may post to already. Also, we ask that you share this group on your own platform. The groups will be moderated by James Lauser and John Valachovic to make sure the content is appropriate. This

group will be easy for you to show off stuff you are working on or to get information on a problem you are having. Also, if you are an active Facebook user, consider promoting the Hudson-Berkshire through your page or group.

The Hudson-Berkshire will still maintain our page which will be the official face of the group and will be used for official communication to the membership.

Hudson-Berkshire NMRA Group
<https://www.facebook.com/groups/809686920433872>

**Hudson-Berkshire Division
Members Group**
<https://www.facebook.com/groups/689005115785009>



Introducing my N scale New England & Erie Layout

1950s railroading in Southern New England

By Mike LaCasse

Now that I have retired from truck driving, I have more time to work on my N scale layout. It is set in Eastern Connecticut and Rhode Island in the early half of the 1950s. My layout fills a 24' X 36' room above my garage and is perhaps, by design, a little different than most pikes. Rather than modeling one line and seeing how long a mainline would fit in the available space, I am modeling the area east of the Connecticut River through the Providence, Rhode Island area.

In the 1950s, Southeastern New England contained a dense population, a huge and diverse industrial presence, and a network of rail lines serving the needs of freight customers and passenger movement. At the height of the railroads' development, the maze of tracks included, on average, a junction every 12 miles. My goal with this layout is to replicate the movement of trains in this tangled environment along with the operation of a large city terminal. Providence, Rhode Island was the fourth largest terminal on the New Haven Railroad. I am modeling about 20% of the Providence Terminal: "The Provisioning District".

I grew up in the Willimantic, CT area, just after the waning days of Willimantic's importance as a railroad hub with lines radiating in six directions. In the 1950s, Willimantic, CT still saw regular operations by the New Haven and the Central Vermont railroads. In an earlier era, before J. P. Morgan and Commodore Vanderbilt effected rail monopolies in the northeast, a third major railroad operated in the Southern New England area through Willimantic. The New York and New England Railroad controlled the line from Hartford, CT through Willimantic to Providence, RI. Also, the line split at Willimantic with the Midland line going to Boston, MA.

(Continued on the next page)




Figure 1. Cedar Hill receiving yard is the west end of the Shoreline.



Figure 2. Looking into Cedar Hill yard. A 20' N-Trak yard and that has appeared in dozens of public shows though the years.



Figure 3. The Central Vermont Railroad's East New London yard and interchange with the New Haven Railroad. The tags will soon be replaced with card boxes.



Studying the history of New England railroads has inspired me to model the rail lines through Willimantic as though all three railroads survived into the 1950s. The lines represented in the area I am modeling consists of the New Haven's Shoreline between Cedar Hill New Haven CT, Providence RI and the Air Line to Willimantic. Also included, is the Central Vermont Southern Division mainline from Palmer, MA., south to New London, CT, with an interchange to the New Haven RR. I envision the Hartford, CT to Providence, RI. line, the former NY & NE, as having merged with the Erie Railroad, forming the "New England & Erie Company". The Midland line will be modeled as far east as Putnam, CT and will act as Boston-Worcester staging.

At this point, the Shoreline between Cedar Hill, CT east through Providence, RI is in place and I am preparing it for the commencement of operations next fall.

This should be interesting!



Figure 4. Riverpoint, Rhode Island is currently the west end of the New England & Erie mainline. Pictured is the yard and mockup for the Royal Mills (Fruit of the Loom).



Figure 5. Olneyville Yard looking east. From left to right under the Union Ave. overpass; freight terminal tracks, NE&E arrival/departure yard, New Haven interchange yard and the Shoreline main tracks.



Figure 6. Newly installed card boxes and sort rack for Olneyville, RI yard. This yard is where all the traffic for the Providence Terminal will flow.



Figure 7. Overview looking west at the Providence Engine Terminal and surrounded by the Harris Ave. switching district.



In Memoriam Dick Davis



It is with a heavy heart that I once again bring sad news to all our members. Dick Davis, a long time member of the Hudson Berkshire, and a good friend to many of us has passed away from a sudden illness. For a

lot of us we most likely met Dick at Mohawk Valley Trains where he worked many years ago or at the Schenectady model railroad club where he was a member. Dick was always a kind and gracious person and loved trains, in particular the Santa Fe. Dick started building a basement layout to showcase his Santa Fe and his modeling talents.

Unfortunately Dick suffered from diabetes over a number of years which stopped him from completing his dream layout. Dick was recently diagnosed with another illness that unfortunately took his life. Dick will always be remembered for his friendly hello, his love for the hobby and the people he made friends with along the way. The family has elected to have a private ceremony. May you rest in peace my friend!

Doug Dederick



Please visit the
Hudson Berkshire Division Website:
<http://www.hudson-berkshire.org/>

And Facebook Pages:
<https://www.facebook.com/HudsonBerkshireNMRA/>



In order to better manage the attendance at the May Get Together and schedule the layout visits we are asking that you complete the information below and either,

Mail Completed form to:

ATTN: May Meeting
PO BOX 83
Clifton Park, NY 12065
OR

***email the information to Doug Dederick at dougdederick7@gmail.com**

Name _____

Guest _____

Contact information (phone and/or email) _____

Will you be traveling/carpooling with anyone? Yes _____ **No** _____

If yes, with who:

You have probably received an email from the Northeastern Region office announcing that the latest issue of the Coupler is now online. The NER website is - [NER Coupler](#).

Please visit the
Hudson Berkshire Division Website:
<http://www.hudson-berkshire.org/>



And Facebook Pages:
<https://www.facebook.com/HudsonBerkshireNMRA/>

www.hudson-berkshire.org



FORM 19

Hudson Berkshire Division
PO Box 83
Clifton Park, NY 12065-0083



First Class Mail